



Institute for public health
of the Republic of North Macedonia



HEALTH MAP OF REPUBLIC OF NORTH MACEDONIA 2019

I PART STATUS IN REPUBLIC OF NORTH MACEDONIA

Skoje 2020

**PHO INSTITUTE FOR PUBLIC HEALTH OF
REPUBLIC OF NORTH MACEDONIA - SKOPJE**

Director Doc. d-r Shaban MEMETI

Department of health data and publication

M-r d-r Vjosa Recica

Head of Center

Vesna Zafirovska

**Technician in charge,
Independent medical statistician**

Jasmina Tahiri

Independent medical statistician

Jovnka Trpkovska

Independent medical statistician

Nadezda Lisinac

Independent medical statistician

Daniela Dukovska

Independent medical statistician

Muarem Ramadani

Independent medical statistician

Floriije Fejzula

Medical statistician

Borce Andonovski

System administrator

Suzana Dungevska

Computer designer

**in collaboration with
Centers for Public health in the Republic of North Macedonia**





**institute for public health of
the Republic of North Macedonia**

HEALTH MAP OF REPUBLIC OF NORTH MACEDONIA 2019

I PART STATUS IN REPUBLIC OF NORTH MACEDONIA

Skopje, 2020

INTRODUCTION

The Health map of the Republic of North Macedonia represents the status of the health protection and health condition in the Republic in general and separately for each health region in 2019, in terms of the organizational structure, health services, health personnel, morbidity and mortality.

The aim of this publication is to provide contribution in preparation of the health development strategy in our Republic, as well as the use of information by the health workers and coworkers and all the interested subjects.

The preparation of the health map is based on official data, collected and processed by the Department for health statistics and informatics of the Center for statistical processing health data, publication and education provided by the Institute for public health in Republic of North Macedonia and the State Statistical Office.

The health map is consisted of three parts:

PART I – GENERAL PART

represents the general status of the health protection in the Republic, and by level of health protection – primary, secondary, tertiary in the health regions in the Republic of North Macedonia.

PART II AND PART III – SPECIAL PART

represents the status of the health protection by health regions, in alphabetic order.

The data are presented in tables and maps. The provision of the population with health personnel and health services provided is presented, as well as the network of inpatient health organizations by type, the number of beds, treated patients, average length of stay, utilization of bed-days and bed turnover. The data for the health protection and health condition are presented by levels of health protection (primary, secondary, tertiary).

The most common diseases diagnosed in out-patient services are also presented, as well as vaccination-preventable communicable diseases and communicable diseases included in WHO "Health for all" strategy.

Crude and infant mortality is also presented and the most common causes for death.

The Health map of the Republic of North Macedonia for 2019 is the twenty-first publication in a row that as a form of continuous annual publishing of actual data, will go on in the future.

CONTENT

Demographic and vital indicators in the Republic of North Macedonia	7
General part	21
Primary Health Care	47
Secondary Health Care	77
Tertiary Health Care	95
Morbidity	105
Mortality	117



DEMOGRAPHIC AND
VITAL INDICATORS IN THE
REPUBLIC OF NORTH MACEDONIA

**DEMOGRAPHIC, VITAL AND HEALTH INDICATORS
IN THE REPUBLIC OF NORTH MACEDONIA, 2019**

Area km²	25713
Population places	1767
Municipalities	80
Population per 1km²	80.7
Population	
Total	2076694
Male	1039958
Female	1036736
Urban	1195716
Rural	880978
0-6 age	156020
7-19 age	301388
20 +	1619286
20-64 age	1322827
65 +	296459
female 15-49 age	503623
female 15 +	873393
Vital indicators	
Nativity per 1.000 population	9,6
Mortality per 1.000 population	9,8
Natural increase per 1.000 population	-0,3
Infant mortality per 1000 livebirths	5,6
-Urban	
-Rural	
- Perinatal mortality	8,5
- Neonatal mortality	3,9
= early neonatal mortality	2,9
= late neonatal mortality	1,0
= post neonatal mortality	1,8
Mortality	5,6
Maternal mortality	-
Number of population per one:	
Physician	321
Dentist	1156
Pharmacist	1964
Health personnel with higher-level qualification	3205
Health personnel mid-level qualification	160
Hospital beds	
Total number	9792
Hospital beds per 1,000 population	4,1

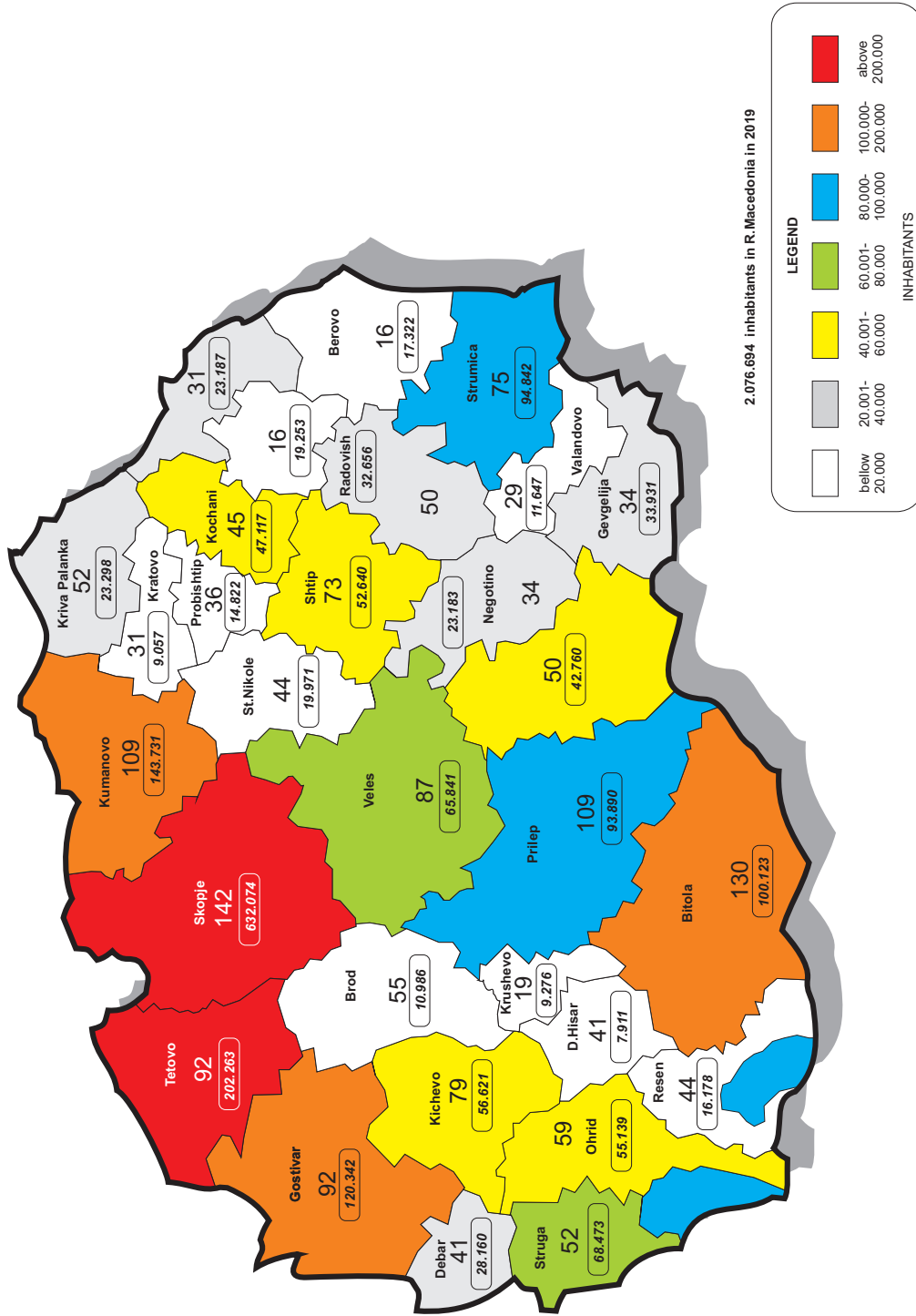
BASIC INDICATORS IN THE REPUBLIC OF NORTH MACEDONIA, 2019

HEALTH REGIONS	Surface area in km ²	Number of populated places	Number of inhabitants	Inhabitants per 1 km ²
REPUBLIC N.MACEDONIA	25750	1767	2076694	79,9
Berovo	815	16	17322	22,8
Bitola	1716	130	100123	60,3
Makedonski Brod	993	55	10986	11,5
Valandovo	334	29	11647	35,7
Veles	1552	87	65841	42,8
Vinica	442	16	19253	44,2
Gevgelija	765	34	33931	45,5
Gostivar	1370	92	120342	86,3
Debar	267	41	28160	101,5
Delchevo	569	31	23187	43,6
Demir Hisar	435	41	7911	20,3
Kavadarci	1146	50	42760	37,7
Kichevo	833	79	56621	68,4
Kochani	577	45	47117	84,2
Kratovo	380	31	9057	25,9
Kriva Palanka	728	52	23298	33,4
Krushevo	204	19	9276	47,0
Kumanovo	1202	109	143731	117,2
Negotino	743	34	23183	31,7
Ohrid	1041	59	55139	57,1
Prilep	1841	109	93890	52,1
Probishtip	329	36	14822	47,6
Radovish	743	50	32656	43,4
Resen	746	44	16178	21,7
Sveti Nikole	651	44	19971	31,9
Skopje	1858	142	632074	324,4
Struga	546	52	68473	122,6
Strumica	963	75	94842	97,5
Tetovo	1091	92	202263	180,2
Shtip	870	73	52640	60,5

Source: State Statistical Office

Processed: Institute for Public Health of Republic of North Macedonia - Skopje
Department of health data and publication

INHABITANTS AND NUMBER OF POPULATED PLACES BY HEALTH REGIONS IN REPUBLIC OF NORTH MACEDONIA IN 2019



2,076,694 inhabitants in R.Macedonia in 2019

Source: SSO
 Prepare: IPH
 Center for statistical health data processing, publication and evaluation
 Skopje, Džurgovska, Bldv. 100/100/11

NATURAL CHANGES OF THE POPULATION OF REPUBLIC OF NORTH MACEDONIA 2019

HEALTH REGIONS	Live births	Deaths	Natural increase
REPUBLIC N.MACEDONIA	19845	20446	-601
Berovo	94	245	-151
Bitola	764	1310	-546
Makedonski Brod	83	130	-47
Valandovo	98	139	-41
Veles	621	728	-107
Vinica	124	184	-60
Gevgelija	302	420	-118
Gostivar	917	858	59
Debar	237	166	71
Delchevo	175	255	-80
Demir Hisar	56	114	-58
Kavadarci	369	465	-96
Kichevo	338	516	-178
Kochani	312	558	-246
Kratovo	43	145	-102
Kriva Palanka	187	245	-58
Krushevo	84	110	-26
Kumanovo	1365	1276	89
Negotino	222	281	-59
Ohrid	486	730	-244
Prilep	816	1160	-344
Probishtip	95	170	-75
Radovish	283	298	-15
Resen	129	217	-88
Sveti Nikole	150	260	-110
Skopje	7559	6115	1444
Struga	584	462	122
Strumica	796	901	-105
Tetovo	2111	1420	691
Shtip	445	568	-123

Source: State Statistical Office

Processed: Institute for Public Health of Republic of North Macedonia - Skopje
Department of health data and publication

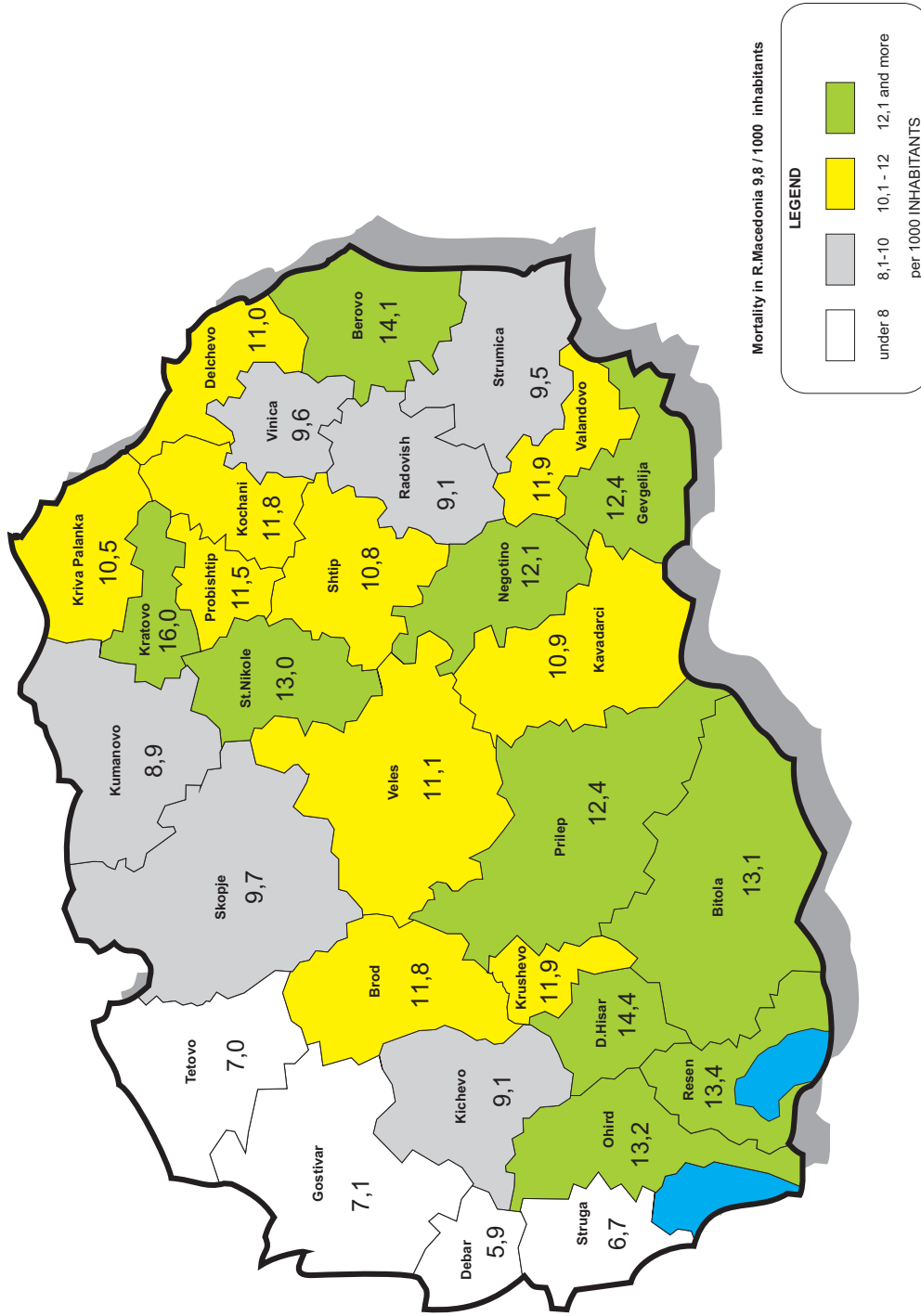
**NATURAL CHANGES OF THE POPULATION OF REPUBLIC OF NORTH MACEDONIA
IN 2019 (RATE/1000 INHABITANTS)**

HEALTH REGIONS	Nativity	Mortality	Natural increase
REPUBLIC N.MACEDONIA	9,6	9,8	-0,3
Berovo	5,4	14,1	-8,7
Bitola	7,6	13,1	-5,5
Makedonski Brod	7,6	11,8	-4,3
Valandovo	8,4	11,9	-3,5
Veles	9,4	11,1	-1,6
Vinica	6,4	9,6	-3,1
Gevgelija	8,9	12,4	-3,5
Gostivar	7,6	7,1	0,5
Debar	8,4	5,9	2,5
Delchevo	7,5	11,0	-3,5
Demir Hisar	7,1	14,4	-7,3
Kavadarci	8,6	10,9	-2,2
Kichevo	6,0	9,1	-3,1
Kochani	6,6	11,8	-5,2
Kratovo	4,7	16,0	-11,3
Kriva Palanka	8,0	10,5	-2,5
Krushevo	9,1	11,9	-2,8
Kumanovo	9,5	8,9	0,6
Negotino	9,6	12,1	-2,5
Ohrid	8,8	13,2	-4,4
Prilep	8,7	12,4	-3,7
Probishtip	6,4	11,5	-5,1
Radovish	8,7	9,1	-0,5
Resen	8,0	13,4	-5,4
Sveti Nikole	7,5	13,0	-5,5
Skopje	12,0	9,7	2,3
Struga	8,5	6,7	1,8
Strumica	8,4	9,5	-1,1
Tetovo	10,4	7,0	3,4
Shtip	8,5	10,8	-2,3

Source: State Statistical Office

Processed: Institute for Public Health of Republic of North Macedonia - Skopje
Department of health data and publication

CRUDE MORTALITY (NUMBER OF DECEASED PER 1000 INHABITANTS) BY HEALTH REGIONS IN REPUBLIC OF NORTH MACEDONIA IN 2019



Source: SSO
 Prepare: IPH
 Center for statistical health data processing, geostatistics and education
 Skopje, Republic of North Macedonia

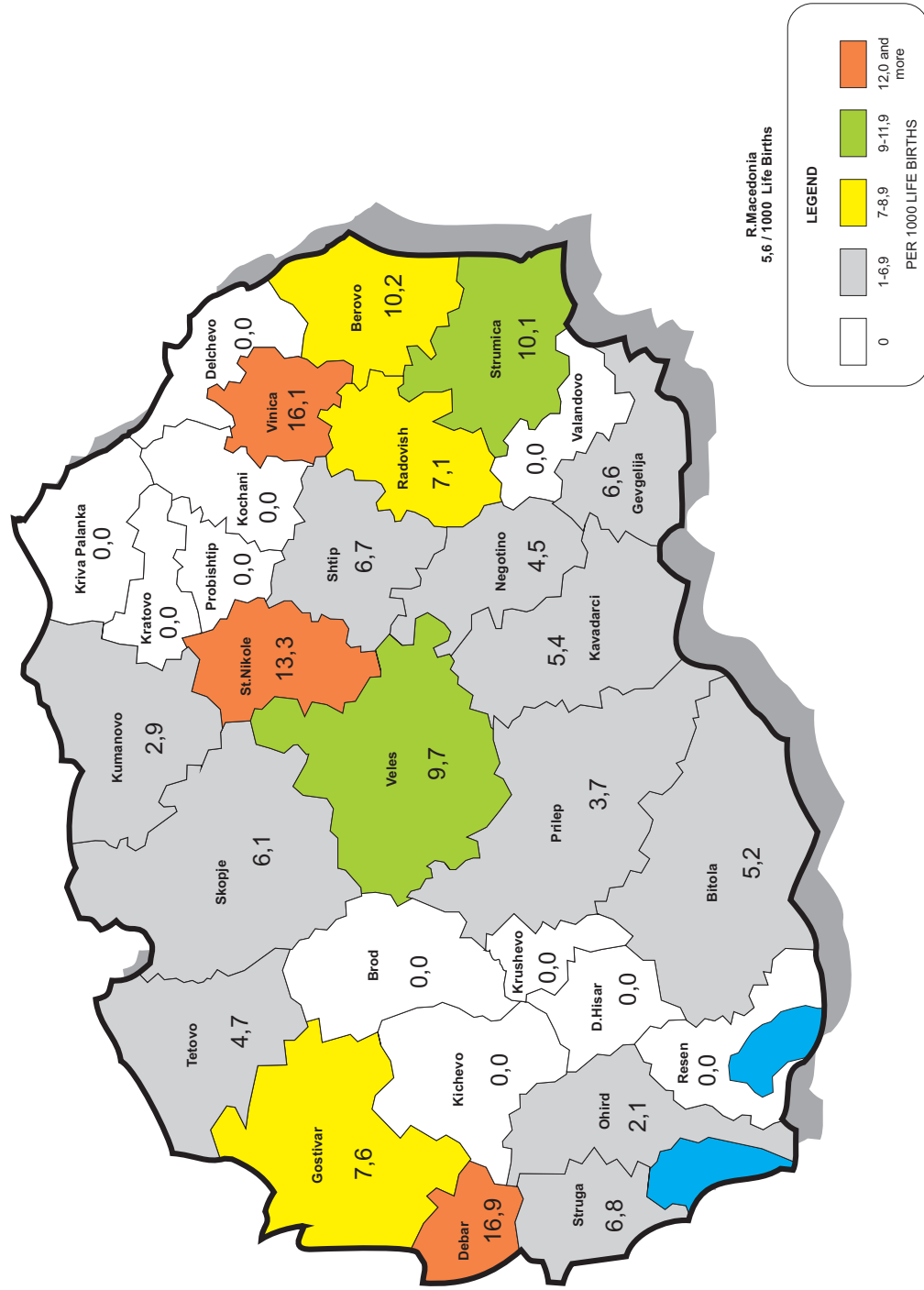
INFANT MORTALITY IN REPUBLIC OF NORTH MACEDONIA IN 2019

HEALTH REGIONS	Infant mortality	
	Number	Rate 1000 live births
REPUBLIC N.MACEDONIA	112	5,6
Berovo	1	10,6
Bitola	4	5,2
Makedonski Brod	0	0,0
Valandovo	0	0,0
Veles	6	9,7
Vinica	2	16,1
Gevgelija	2	6,6
Gostivar	7	7,6
Debar	4	16,9
Delchevo	0	0,0
Demir Hisar	0	0,0
Kavadarci	2	5,4
Kichevo	0	0,0
Kochani	0	0,0
Kratovo	0	0,0
Kriva Palanka	0	0,0
Krushevo	0	0,0
Kumanovo	4	2,9
Negotino	1	4,5
Ohrid	1	2,1
Prilep	3	3,7
Probishtip	0	0,0
Radovish	2	7,1
Resen	0	0,0
Sveti Nikole	2	13,3
Skopje	46	6,1
Struga	4	6,8
Strumica	8	10,1
Tetovo	10	4,7
Shtip	3	6,7

Source: State Statistical Office

Processed: Institute for Public Health of Republic of North Macedonia - Skopje
 Department of health data and publication

INFANT MORTALITY (DECEASED INFANTS PER 1000 LIVE-BIRTHS) BY HEALTH REGIONS IN REPUBLIC OF NORTH MACEDONIA IN 2019



Source: SSO
Prepare: IPH
Statistical health data processing, publication and education
Statistika Društva, Borisa Kirovski

INFANT MORTALITY BY AGE IN R.N.MACEODINA IN 2019 (RATE/1000 LIVE BIRTHS)

HEALTH REGIONS	Mortality		Neonatal mortality				Postneonatal mortality		Perinatal mortality	
			Early		Late					
	Number	Rate	Number	Rate	Number	Rate	Number	Rate	Number	Rate
REPUBLIC N.MACEDONIA	112	5,6	57	2,9	20	1,0	35	1,8	169	8,5
Berovo	1	10,5	0	0,0	0	0,0	1	10,6	1	10,5
Bitola	4	5,2	3	3,9	0	0,0	1	1,3	7	9,1
Makedonski Brod	0	0,0	0	0,0	0	0,0	0	0,0	0	0,0
Valandovo	0	0,0	0	0,0	0	0,0	0	0,0	0	0,0
Veles	6	9,6	2	3,2	3	4,8	1	1,6	8	12,8
Vinica	2	15,9	0	0,0	1	8,1	1	8,1	2	15,9
Gevgelija	2	6,6	0	0,0	0	0,0	2	6,6	2	6,6
Gostivar	7	7,6	4	4,4	1	1,1	2	2,2	11	11,9
Debar	4	16,6	3	12,7	0	0,0	1	4,2	7	29,0
Delchevo	0	0,0	0	0,0	0	0,0	0	0,0	0	0,0
Demir Hisar	0	0,0	0	0,0	0	0,0	0	0,0	0	0,0
Kavadarci	2	5,4	1	2,7	0	0,0	1	2,7	3	8,1
Kichevo	0	0,0	0	0,0	0	0,0	0	0,0	0	0,0
Kochani	0	0,0	0	0,0	0	0,0	0	0,0	0	0,0
Kratovo	0	0,0	0	0,0	0	0,0	0	0,0	0	0,0
Kriva Palanka	0	0,0	0	0,0	0	0,0	0	0,0	0	0,0
Krushevo	0	0,0	0	0,0	0	0,0	0	0,0	0	0,0
Kumanovo	4	2,9	3	2,2	1	0,7	0	0,0	7	5,1
Negotino	1	4,5	1	4,5	0	0,0	0	0,0	2	9,0
Ohrid	1	2,1	0	0,0	1	2,1	0	0,0	1	2,1
Prilep	3	3,7	1	1,2	2	2,5	0	0,0	4	4,9
Probishtip	0	0,0	0	0,0	0	0,0	0	0,0	0	0,0
Radovish	2	7,0	1	3,5	1	3,5	0	0,0	3	10,5
Resen	0	0,0	0	0,0	0	0,0	0	0,0	0	0,0
Sveti Nikole	2	13,2	0	0,0	2	13,3	0	0,0	2	13,2
Skopje	46	6,0	20	2,6	6	0,8	20	2,6	66	8,7
Struga	4	6,8	4	6,8	0	0,0	0	0,0	8	13,6
Strumica	8	10,0	5	6,3	1	1,3	2	2,5	13	16,2
Tetovo	10	4,7	7	3,3	1	0,5	2	0,9	17	8,0
Shtip	3	6,7	2	4,5	0	0,0	1	2,2	5	11,2

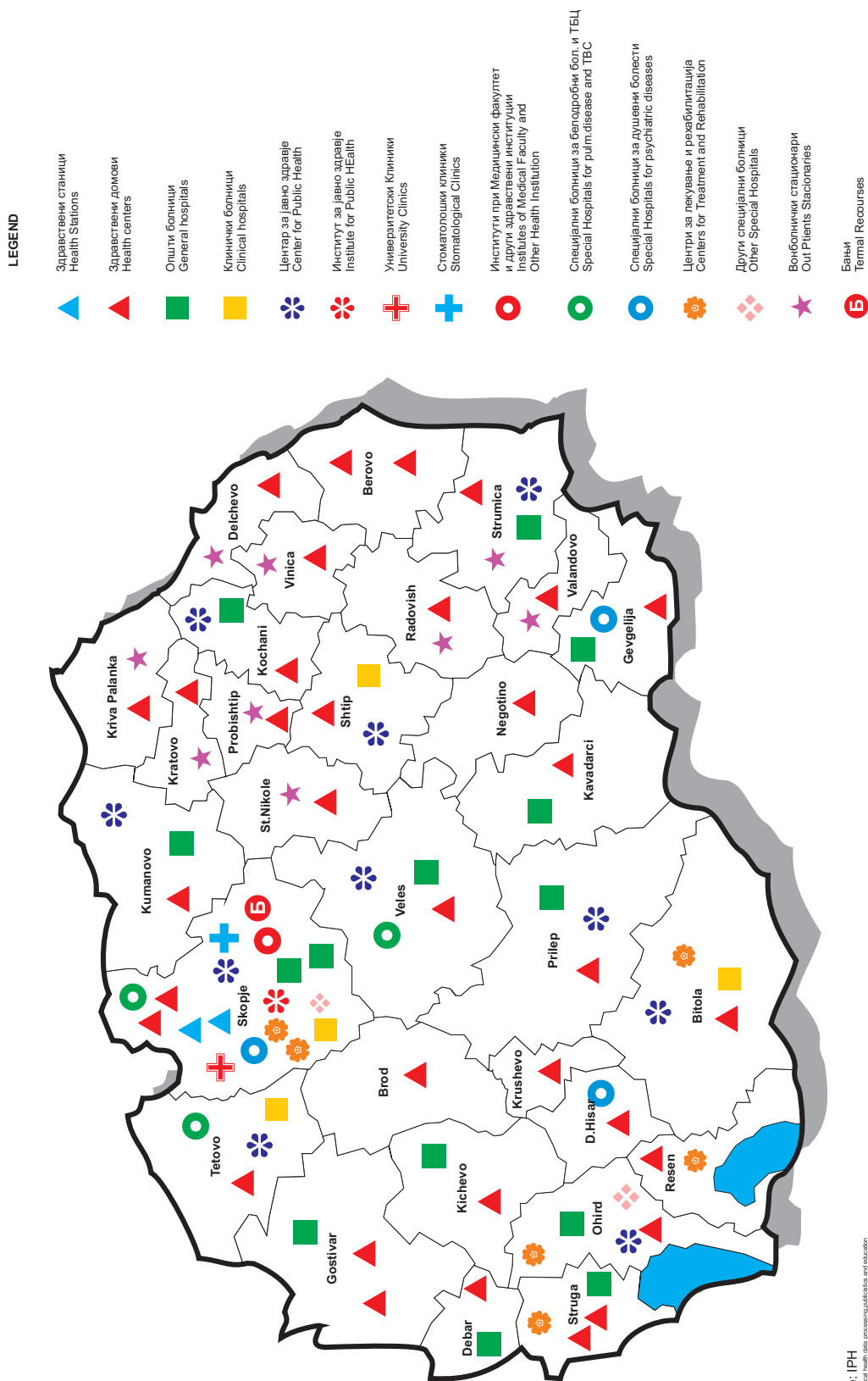
Source: State Statistical Office

Processed: Institute for Public Health of Republic of North Macedonia - Skopje
Department of health data and publication



GENERAL PART

NETWORK OF HEALTH ORGANIZATIONS IN REPUBLIC OF NORTH MACEDONIA

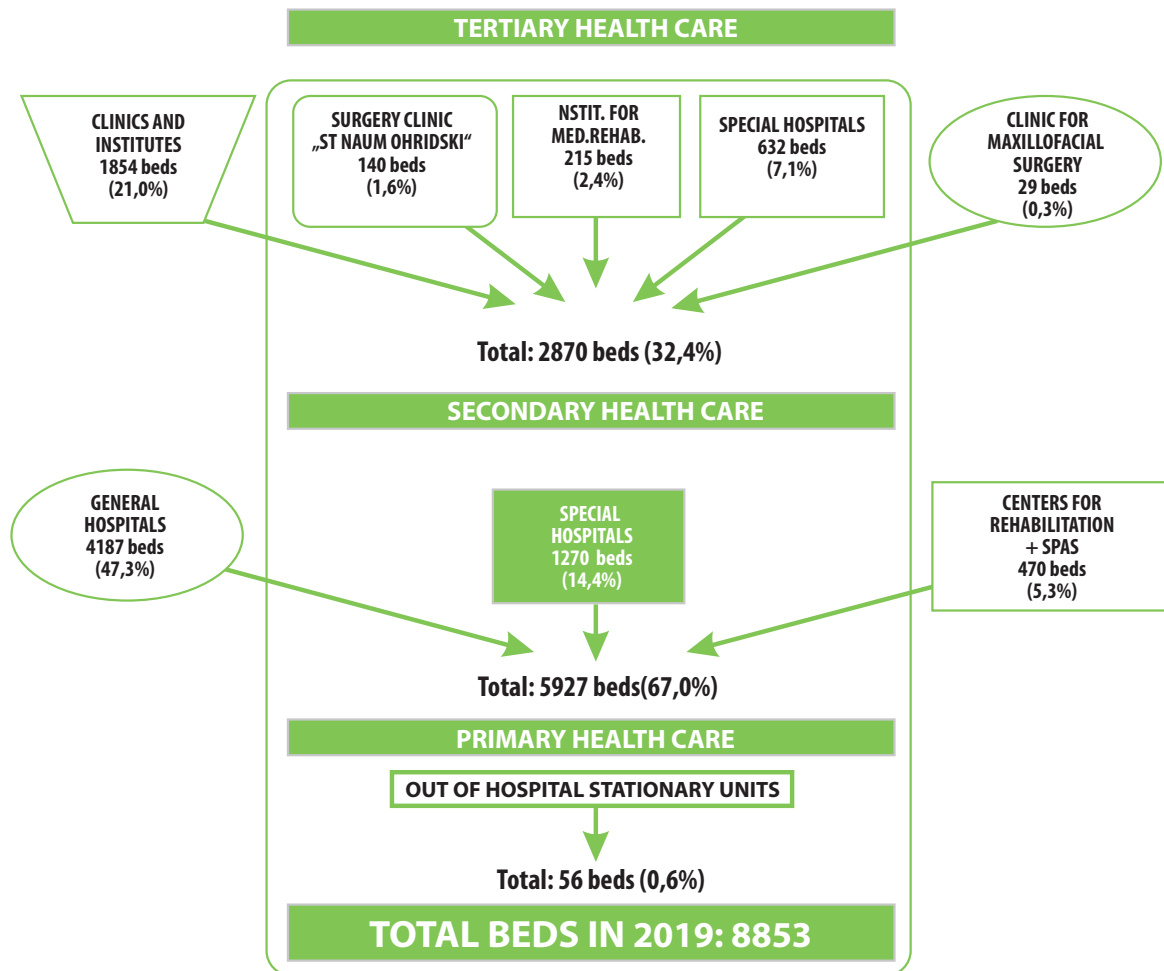


LEGEND

- Здравствени станици
Health Stations
- Здравствени центри
Health centers
- Општи болници
General hospitals
- Клинички болници
Clinical hospitals
- Центар за јавно здравје
Center for Public Health
- Институт за јавно здравје
Institute for Public Health
- Универзитетски Клиники
University Clinics
- Стоматолошки клиники
Stomatological Clinics
- Институт при Медицински факултет и други здравствени институции
Institutes of Medical Faculty and Other Health Institution
- Специјални болници за белодробни бол. и ТБЦ
Special Hospitals for pulm. disease and TBC
- Специјални болници за душевни болести
Special Hospitals for psychiatric diseases
- Центри за лекување и рехабилитација
Centers for Treatment and Rehabilitation
- Други специјални болници
Other Special Hospitals
- Вонболнички стационари
Out Patients Stations
- Бањи
Termal Recourses

Prepare: IPH
Center for statistical health data processing, publication and education
Suzana Duvnjanska, Bozica Anđonovski

NETWORK OF INPATIENT HEALTH INSTITUTIONS AND BEDS BY LEVEL OF HEALTH CARE IN REPUBLIC OF NORTH MACEDONIA IN 2019



HEALTH ORGANIZATIONS AND PERSONNEL EMPLOYED IN REPUBLIC OF NORTH MACEDONIA 2019

HEALTH ORGANIZATIONS	Total personnel	Physicians	Physicians specialists	Dentists	Pharmacists	Health coworkers	Health personnel with higher and mid-level qualification	With lower level qualifications	Non-medical personnel
TOTAL	33544	6468	3882	1796	1057	2186	15868	384	5785
1. Health stations	240	30	16	4	0	93	45	0	68
2. Health centers	4328	803	304	189	19	247	1965	7	1098
- in REPUBLIC N.MACEDONIA	3092	518	152	133	12	151	1442	3	833
- Out-of hospital stationary	41	1	1	0	0	3	33	4	0
- Health center - Skopje	1139	271	140	56	6	89	467	0	250
- Health center "Zeleznicar" - Skopje	56	13	11	0	1	4	23	0	15
3. Private health organizations	9600	1957	879	1413	901	292	4808	0	229
4. General hospitals	5280	1046	744	8	34	267	2759	139	1027
5. Clinic hospitals	2296	508	367	4	20	164	976	143	481
6. Private hospitals	2153	391	320	2	22	178	984	0	576
7. University clinics for surgery "Sv.Naum Ohridski" - Skopje	373	87	57	0	3	45	164	0	74
8. Special hospital for gynecology and obstetrics - Chair, Skopje	230	49	35	0	1	5	112	0	63
9. Institute for pulmonary diseases - Kozle, Skopje	230	46	32	0	1	11	115	0	57
10. Centers for Public Health (10)	622	144	103	0	13	59	272	5	129
11. Institute for Public Health of Republic of North Macedonia	195	34	27	1	7	42	51	0	60
12. University clinics	4510	862	658	0	22	504	1983	29	1110
13. Dentistry clinics	349	2	1	156	0	2	137	0	52
14. PHO University Dental Clinical Centre Prof. Dr. Bojo Andreevski Skopje	20	0	0	15	0	0	5	0	0
15. Institutes with the Medical faculty and other health institutions	382	140	91	0	5	23	92	4	118
16. Institute for Transfusion Medicine of the REPUBLIC N.MACEDONIA - Skopje	437	79	54	0	0	22	244	2	90
17. Dialysis centers	292	48	16	0	0	22	171	0	51
18. Special hospitals for pulmonary diseases and TB	131	29	22	0	0	10	65	7	20
19. Special psychiatric hospitals	687	70	51	2	3	79	355	26	152
20. Rehabilitation and treatment centers	690	85	65	1	5	86	290	9	214
21. Other special hospitals	499	58	40	1	1	35	275	13	116

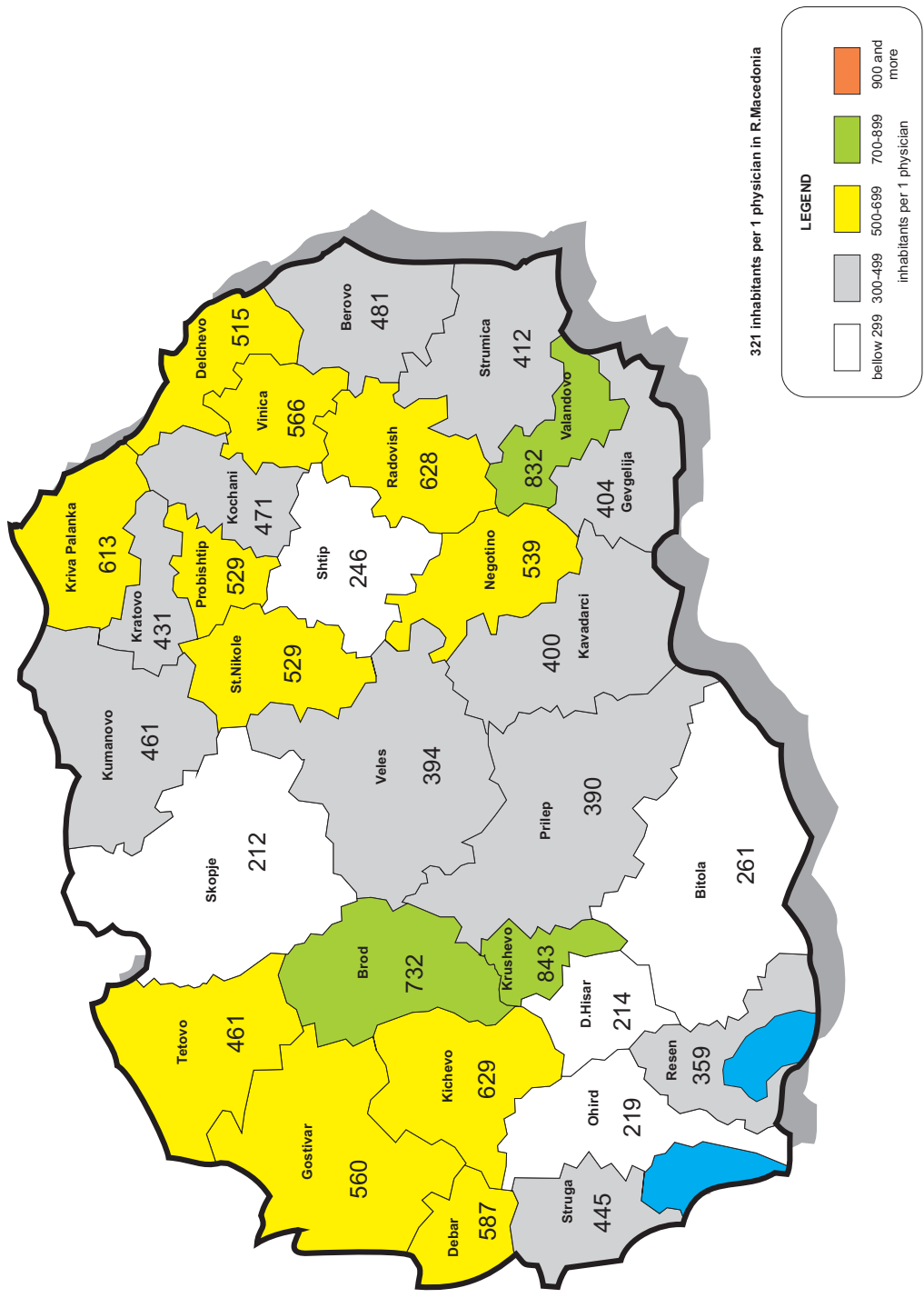
Source: Institute for Public Health of Republic of North Macedonia
Department of health data and publication

**NUMBER OF PHYSICIANS BY HEALTH REGIONS
IN REPUBLIC OF NORTH MACEDONIA IN 2019**

HEALTH REGIONS	Total physicians	Number of inhabitants per 1 physician
REPUBLIC N.MACEDONIA	6468	321,1
Berovo	36	481,2
Bitola	384	260,7
Makedonski Brod	15	732,4
Valandovo	14	831,9
Veles	167	394,3
Vinica	34	566,3
Gevgelija	84	403,9
Gostivar	215	559,7
Debar	48	586,7
Delchevo	45	515,3
Demir Hisar	37	213,8
Kavadarci	107	399,6
Kichevo	90	629,1
Kochani	100	471,2
Kratovo	21	431,3
Kriva Palanka	38	613,1
Krushevo	11	843,3
Kumanovo	312	460,7
Negotino	43	539,1
Ohrid	252	218,8
Prilep	241	389,6
Probishtip	28	529,4
Radovish	52	628,0
Resen	45	359,5
Sveti Nikole	35	570,6
Skopje	2977	212,3
Struga	154	444,6
Strumica	230	412,4
Tetovo	439	460,7
Shtip	214	246,0

Source: Institute for Public Health of Republic of North Macedonia
Department of health data and publication

**NUMBER OF INHABITANTS PER PHYSICIAN BY HEALTH REGIONS
IN REPUBLIC OF NORTH MACEDONIA IN 2019**



Prepared: IPH
Statistical Department, Institute for Public Health of North Macedonia

**PHYSICIANS SPECIALISTS BY SPECIALITY AND GENDER
IN REPUBLIC OF NORTH MACEDONIA 2019**

SPECIALTY	Number		
	Total	male	female
Gynecology and obstetrics	361	160	201
Anesthesiology with resuscitation	200	71	129
Skin and venereal diseases	107	18	89
Epidemiology	49	18	31
Infectious diseases	62	18	44
Internal medicine	481	214	267
Emergency medicine	8	5	3
Cardiology	60	31	29
Endocrinology	19	9	10
Rheumatology	11	2	9
Gastroenterology	27	13	14
Nephrology	16	5	11
Pulmology	21	6	15
Pneumophtiziology	17	7	10
Pediatrics	330	71	259
Clinical pharmacology	7	4	3
Medical biochemistry	85	18	67
Medical microbiology and parazitology	68	13	55
Occupational health	58	24	34
Primary health care	1	0	1
Neurology	106	34	72
Neuropsychiatry	15	8	7
Psychiatry	160	54	106
Nuclear medicine	25	7	18
General medicine	126	41	85
Family medicine	193	44	149
General surgery	181	155	26
Neurosurgery	21	20	1
Pediatric surgery	16	12	4
Abdominal surgery	21	19	2
Plastic and reconstructive surgery	23	9	14
Thoracic and vascular surgery	6	5	1
Cardiosurgery	13	11	2
Urology	67	61	6
Orthopedics and Traumatology	115	96	19
Otorhinolaringology	118	48	70
Ophthalmology	133	51	82
Radiodiagnositics	164	62	102
Radiotherapy	29	6	23
Social medicine with organization of health services	20	4	16
Sport medicine	28	10	18
Forensic medicine	15	9	6
Transfusiology	89	30	59
School medicine	33	9	24
Physical Medicine and Rehabilitation	98	19	79
Hygiene	33	13	20
Pathological anatomy	37	12	25
Medical psychology	2	0	2
Laboratory for Clinical genetics	7	1	6
Total physicians specialists	3882	1557	2325
Physicians of general medicine	2586	853	1733
Total physicians	6468	2410	4058

Source: Institute for Public Health of Republic of North Macedonia
Department of health data and publication

NUMBER OF PHYSICIANS BY HEALTH REGIONS IN
 REPUBLIC OF NORTH MACEDONIA 2019

HEALTH REGIONS	Total physicians	General medicine		On specialisation		Specialists	
		Number	%	Number	%	Number	%
REPUBLIC N.MACEDONIA	6468	1779	27,5	807	12,5	3882	60,0
Berovo	36	14	38,9	4	11,1	18	50,0
Bitola	384	98	25,5	51	13,3	235	61,2
Makedonski Brod	15	8	53,3	4	26,7	3	20,0
Valandovo	14	6	42,9	1	7,1	7	50,0
Veles	167	52	31,1	23	13,8	92	55,1
Vinica	34	16	47,1	3	8,8	15	44,1
Gevgelija	84	19	22,6	12	14,3	53	63,1
Gostivar	215	88	40,9	27	12,6	100	46,5
Debar	48	12	25,0	7	14,6	29	60,4
Delchevo	45	22	48,9	4	8,9	19	42,2
Demir Hisar	37	15	40,5	8	21,6	14	37,8
Kavadarci	107	44	41,1	5	4,7	58	54,2
Kichevo	90	38	42,2	11	12,2	41	45,6
Kochani	100	16	16,0	21	21,0	63	63,0
Kratovo	21	10	47,6	2	9,5	9	42,9
Kriva Palanka	38	15	39,5	5	13,2	18	47,4
Krushevo	11	6	54,5	1	9,1	4	36,4
Kumanovo	312	133	42,6	34	10,9	145	46,5
Negotino	43	15	34,9	5	11,6	23	53,5
Ohrid	252	46	18,3	48	19,0	158	62,7
Prilep	241	79	32,8	44	18,3	118	49,0
Probishtip	28	11	39,3	5	17,9	12	42,9
Radovish	52	28	53,8	6	11,5	18	34,6
Resen	45	14	31,1	4	8,9	27	60,0
Sveti Nikole	35	18	51,4	4	11,4	13	37,1
Skopje	2977	649	21,8	301	10,1	2027	68,1
Struga	154	33	21,4	33	21,4	88	57,1
Strumica	230	96	41,7	30	13,0	104	45,2
Tetovo	439	128	29,2	70	15,9	241	54,9
Shtip	214	50	23,4	34	15,9	130	60,7

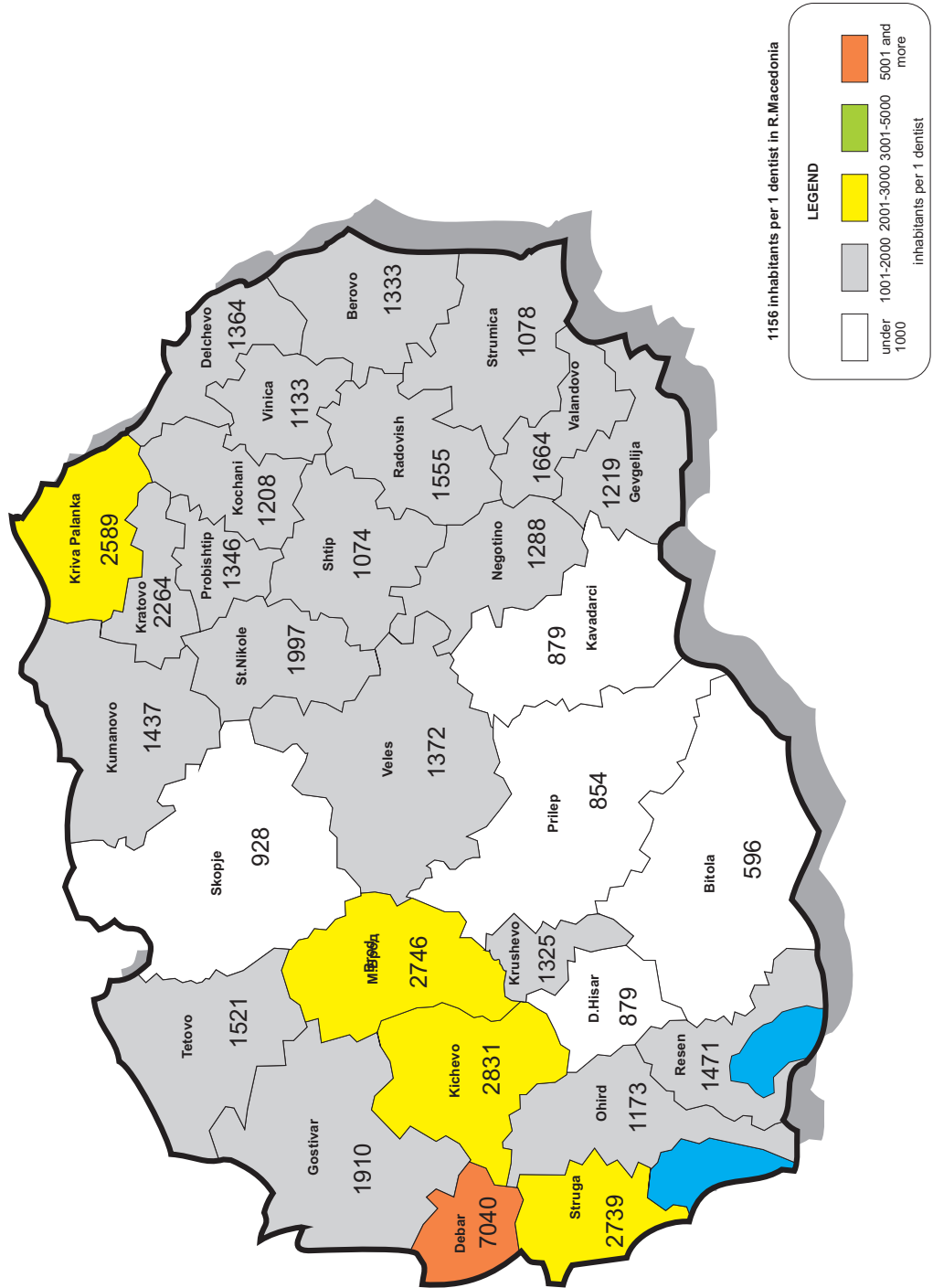
Source: Institute for Public Health of Republic of North Macedonia
 Department of health data and publication

**NUMBER OF DENTISTS BY HEALTH REGIONS
IN REPUBLIC OF NORTH MACEDONIA 2019**

HEALTH REGIONS	Number of dentists	Number of inhabitants per 1 dentist
REPUBLIC N.MACEDONIA	1796	1156,3
Berovo	13	1332,5
Bitola	168	596,0
Makedonski Brod	4	2746,5
Valandovo	7	1663,9
Veles	48	1371,7
Vinica	17	1132,5
Gevgelija	28	1211,8
Gostivar	63	1910,2
Debar	4	7040,0
Delchevo	17	1363,9
Demir Hisar	9	879,0
Kavadarci	35	1221,7
Kichevo	20	2831,1
Kochani	39	1208,1
Kratovo	4	2264,3
Kriva Palanka	9	2588,7
Krushevo	7	1325,1
Kumanovo	100	1437,3
Negotino	18	1287,9
Ohrid	47	1173,2
Prilep	110	853,5
Probishtip	11	1347,5
Radovish	21	1555,0
Resen	11	1470,7
Sveti Nikole	10	1997,1
Skopje	681	928,2
Struga	25	2738,9
Strumica	88	1077,8
Tetovo	133	1520,8
Shtip	49	1074,3

Source: Institute for Public Health of Republic of North Macedonia
Department of health data and publication

**NUMBER OF INHABITANTS PER 1 DENTIST
BY HEALTH REGIONS IN REPUBLIC OF NORTH MACEDONIA IN 2019**



Prepare: IPH
 State Statistical Bureau of North Macedonia

**NUMBER OF PHARMACISTS BY HEALTH REGIONS
IN REPUBLIC OF NORTH MACEDONIA 2019**

HEALTH REGIONS	Number of Pharmacists	Number of inhabitants per 1 Pharmacists
REPUBLIC N.MACEDONIA	1057	1964,3
Berovo	12	1457,3
Bitola	115	874,8
Makedonski Brod	3	3680,0
Valandovo	8	1463,9
Veles	37	1782,0
Vinica	9	2146,9
Gevgelija	9	3783,1
Gostivar	23	5229,4
Debar	8	3512,8
Delchevo	14	1672,6
Demir Hisar	6	1335,0
Kavadarci	1	42856,0
Kichevo	20	2839,3
Kochani	37	1280,9
Kratovo	3	3064,3
Kriva Palanka	7	3347,6
Krushevo	3	3109,0
Kumanovo	73	1967,1
Negotino	9	2583,9
Ohrid	55	1005,5
Prilep	29	3251,0
Probishtip	6	2487,2
Radovish	12	2725,0
Resen	15	1082,4
Sveti Nikole	4	5023,3
Skopje	300	2097,4
Struga	36	1899,8
Strumica	59	1608,6
Tetovo	99	2037,2
Shtip	45	1171,2

Source: Institute for Public Health of Republic of North Macedonia
Department of health data and publication

PROFILE OF HEALTH PERSONNEL IN THE INSTITUTE FOR PUBLIC HEALTH
 AND CENTERS FOR PUBLIC HEALTH IN REPUBLIC OF NORTH MACEDONIA 2019

INSTITUTES FOR HEALTH PROTECTION	TOTAL	TOTAL physicians	TOTAL physicians	Physicians specialists	Pharmacists	Other	Health personnel with higher and midlevel qualification	Non-medical personnel
IHP	195	34	27	1	7	42	51	60
CHP Bitola	79	18	15	0	2	17	31	11
CHP Veles	65	16	13	0	1	5	34	9
CHP Kochani	45	13	8	0	1	1	20	10
CHP Kumanovo	64	14	10	0	5	4	30	11
CHP Ohrid	55	13	11	0	0	7	24	11
CHP Prilep	43	12	9	0	0	4	22	5
CHP Skopje	154	29	17	0	3	15	66	41
CHP Strumica	12	6	5	0	1	0	5	0
CHP Tetovo	68	14	10	0	0	4	29	21
CHP Shtip	37	9	5	0	0	2	16	10
REPUBLIC N.MACEDONIA	817	178	130	1	20	101	328	189

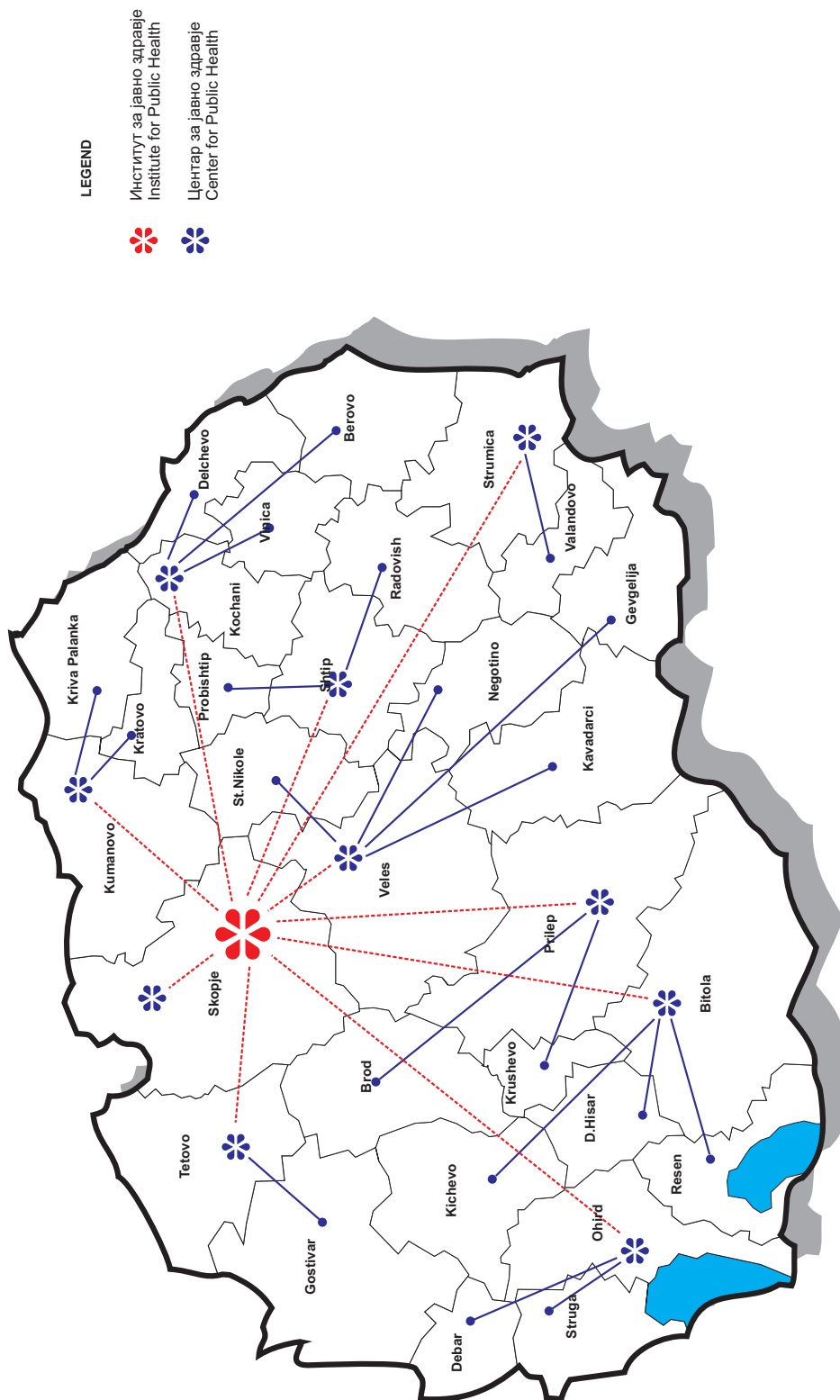
Source: Institute for Public Health of Republic of North Macedonia
 Department of health data and publication

TOTAL NUMBER OF PHYSICIANS BY SPECIALTY IN THE INSTITUTE FOR PUBLIC HEALTH AND CENTERS FOR PUBLIC HEALTH IN REPUBLIC OF NORTH MACEDONIA 2019

INSTITUTES FOR HEALTH PROTECTION	Total physicians	Physicians specialists	Epidemiology	Hygiene	Social medicine	Microbiology	Occupational medicine	General medicine	Medical biochemistry	General surgery	Internal medicine
IHP	34	27	6	5	4	8	3		1		
CHP Bitola	18	15	3	4	2	6					
CHP Veles	16	13	4	5	2	2					
CHP Kochani	13	8	4	2	0	2					
CHP Kumanovo	14	10	4	1	2	2				1	1
CHP Ohrid	13	11	3	4	1	2		1			
CHP Prilep	12	9	2	2	2	3					
CHP Skopje	29	17	7	4	4	2					
CHP Strumica	6	5	2	1	1	1					
CHP Tetovo	14	10	4	3	1	2					
CHP Shtip	9	5	2	2	0	1					
REPUBLIC N. MACEDONIA	178	130	41	33	19	31	3	1	1	1	1

Source: Institute for Public Health of Republic of North Macedonia
Department of health data and publication

**INSTITUTE AND CENTERS FOR PUBLIC HEALTH
IN REPUBLIC OF NORTH MACEDONIA**



Source: SSO
Prepare: IPH
Center for statistical health data processing, analysis and evaluation
Sofija Džurgenka, Borena Petrovska

**NETWORK OF INPATIENT HEALTH INSTITUTIONS, PERSONNEL AND BEDS
IN REPUBLIC OF NORTH MACEDONIA 2019**

	HOSPITAL INSTITUTIONS	Physicians total	Specialists	Health personnel with higher and mid-level qualifications	Beds
1	General hospitals	740+2*	503+2*	1875	2665
2	Clinic hospitals	520+4*	382+4*	1180	1522
3	University clinics	689	530	1535	1854
4	University Clinic for Surgery of the face, jaw and neck - Maxillofacial Surgery	2+12*	1+12*	15	29
5	Surgery clinic "St. Naum Ohridski" - Skopje	60	37	91	140
6	Special Hospital for Gynecology and Obstetrics MOTHER TERESA Skopje	41	31	88	86
7	Special hospital for gynecology, obstetrics SANTE PLUS -Skopje	7	7	12	18
8	Special Hospital for Gynecology and Obstetrics- Plodnost, Skopje	14	12	29	13
9	European eye hospital - Skopje	4	4	13	6
10	Institute for pulmonary diseases in children Kozle, Skopje	40	27	84	86
11	Special hospitals for pulmonary diseases and tuberculosis	26	20	53	187
12	Institute for orthopedics and traumatology "St.Erasmo" -Ohrid	28	18	112	161
13	Neuropsychiatric hospitals	55+3*	37	325	1003
14	Rehabilitation centers	62	42	163	505
15	Institute for gerontology "13th November" - Skopje	4	4	16	180
16	Environmental factor treatment hospitals - Katlanovo, Skopje	22	10	146	342
17	Out-of-hospital stationary units	1	1	30	56
	TOTAL	2315+21*	1666+18*	5767	8853

*dentists

Source: Institute for Public Health of Republic of North Macedonia
Department of health data and publication

NETWORK OF INPATIENT HEALTH INSTITUTIONS, WORKLOAD
 IN REPUBLIC OF NORTH MACEDONIA 2019

HOSPITAL INSTITUTIONS		Utilized beddays	Treated patients	Average length of stay	Bed occupancy
1	General hospitals	475333	87140	5,5	48,9
	Clinic hospitals	245698	52062	4,7	44,2
2	University clinics	398517	70152	5,8	59,0
3	University Clinic for Surgery of the face, jaw and neck - Maxillofacial Surgery	5123	1795	2,9	48,4
4	Surgery clinic "St. Naum Ohridski" - Skopje	21015	4974	4,2	41,1
5	Special Hospital for Gynecology and Obstetrics MOTHER TERESA Skopje	19592	6085	3,2	62,4
6	Special hospital for gynecology, obstetrics SANTE PLUS -Skopje	485	187	2,6	7,4
7	Special Hospital for Gynecology and Obstetrics- Plodnost, Skopje	2944	1045	2,8	62,0
8	Special hospital for surgical diseases "Zan Mitrev" - Skopje	0	0	0	0
9	European eye hospital - Skopje	608	608	1,0	27,8
10	Institute for pulmonary diseases in children Kozle, Skopje	17015	2405	7,1	54,2
11	Special hospitals for pulmonary diseases and tuberculosis	33115	3233	10,2	48,5
12	Institute for orthopedics and traumatology "St.Erasmo" -Ohrid	27544	2714	10,1	46,9
13	Neuropsychiatric hospitals	331475	1849	179,3	90,5
14	Rehabilitation centers	112681	6310	17,9	61,1
15	Institute for gerontology "13th November" - Skopje	124330	806	154,3	99,6
16	Environmental factor treatment hospitals - Katlanovo, Skopje	15750	744	21,2	24,0
17	Out-of-hospital stationary units	2456	324	7,6	12,0
	TOTAL	1833681	242433	7,6	56,7

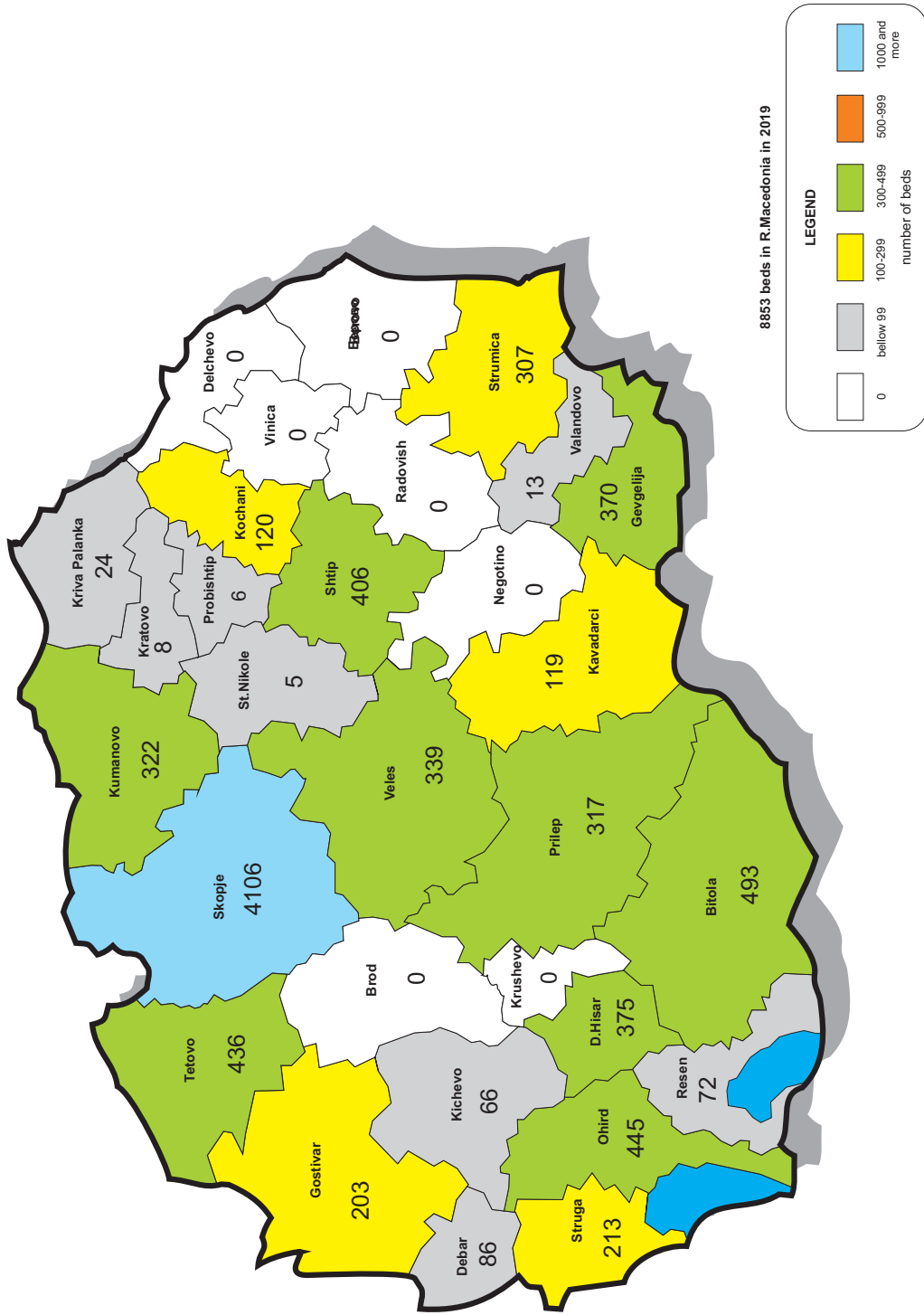
Source: Institute for Public Health of Republic of North Macedonia
 Department of health data and publication

**BEDS IN INPATIENT HEALTH INSTITUTIONS PER 1.000 INHABITANTS
IN REPUBLIC OF NORTH MACEDONIA 2019**

Health regions	Number	Per 1000 inhabitants
REPUBLIC N.MACEDONIA	8853	4,3
Berovo	-	-
Bitola	493	4,9
Brod	-	-
Valandovo	13	1,1
Veles	339	5,1
Vinica	-	-
Gevgelija	370	10,9
Gostivar	203	1,7
Debar	86	3,1
Delchevo	0	0,0
Demir Hisar	375	47,4
Kavadarci	119	2,8
Kichevo	66	1,2
Kochani	120	2,5
Kratovo	8	0,9
Kriva Palanka	24	1,0
Krushevo	-	-
Kumanovo	322	2,2
Negotino	-	-
Ohrid	445	8,1
Prilep	317	3,4
Probishtip	6	0,4
Radovish	-	-
Resen	72	4,5
Sveti Nikole	5	0,3
Skopje	4106	6,5
Struga	213	3,1
Strumica	307	3,2
Tetovo	436	2,2
Shtip	408	7,8

Source: Institute for Public Health of Republic of North Macedonia
Department of health data and publication

NUMBER OF BEDS BY HEALTH REGIONS IN REPUBLIC OF NORTH MACEDONIA IN 2019



NUMBER OF HEALTH WORKERS IN INPATIENT DEPARTMENTS OF GENERAL
AND CLINIC HOSPITALS IN REPUBLIC OF NORTH MACEDONIA 2019

GENERAL AND CLINIC HOSPITALS	PHYSICIANS		Health personnel with higher and midlevel qualifications		Beds		
	TOTAL	specialists	TOTAL	Per 1 physician	TOTAL	Per 1 physician	Per 1000 inhabitants
REPUBLIC N.MACEDONIA	1260+6*	885+6*	3055	2,4	4187	3,3	2,0
General hospitals							
Veles	41	25	140	3,4	269	6,6	4,1
Gevgelija	20	10	63	3,2	130	6,5	3,8
Gostivar	67	51	127	1,9	203	3,0	1,7
Debar	16	6	47	2,9	86	5,4	3,1
Kavadarci	16	11	67	4,2	119	7,4	2,8
Kichevo	18	10	80	4,4	66	3,7	1,4
Kochani	24	15	63	2,6	120	5,0	2,1
Kumanovo	70	43	215	3,1	322	4,6	2,2
Ohrid	64	40	163	2,5	189	3,0	3,4
Prilep	83+2*	44+2*	173	2,7	317	5,2	3,4
Skopje	211	180	477	2,3	477	2,3	0,2
Struga	41	31	108	2,6	90	2,2	1,3
Strumica	69	37	152	2,2	307	4,4	3,2
Clinic hospitals							
Bitola	128+3*	90+3*	277	2,3	480	4,5	4,8
Tetovo	151	94	283	1,9	391	2,6	1,9
Skopje-Sistina	133	118	386	2,9	115	0,9	0,1
Skopje-Zhan Mitreva	16	15	64	4,0	128	8,0	0,1
Shtip	92+1*	67+1*	170	1,7	408	4,5	7,8

Source: Institute for Public Health of Republic of North Macedonia
Department of health data and publication

**BEDS IN SPECIAL HOSPITALS, INSTITUTES AND CENTERS
IN REPUBLIC OF NORTH MACEDONIA 2019**

HOSPITALS-CENTERS	BEDS
Special psychiatry hospitals	1003
Psychiatric hospital "Skopje" - Skopje	388
Neuropsychiatric hospital Negorci, Gevgelija	240
Psychiatric hospital Demir Hisar	375
Special hospitals for pulmonary diseases and tuberculosis	187
Institute for pulmonary diseases and TB - Skopje	72
Special hospital for pulmonary diseases and TB - Lesok	45
Special hospital for pulmonary diseases and TB - Jasenovo	70
Institute for pulmonary diseases in children - Skopje	86
Rehabilitation centres	505
Institute for medical rehabilitation - Skopje	215
Institute for prevention and treatment of cardiovascular diseases - Ohrid	95
P.H.O. - Institute for dialysis, nephrology and rehabilitation - Struga	123
Institute for prevention, treatment and rehabilitation of chronic respiratory and specific diseases - Oteshevo	72
Center for speech, voice and hearing - Skopje	0
Special hospital for orthopedics and traumatology "St.Erasmo" - Ohrid	161
Special hospital for gynecology, obstetrics SANTE PLUS -Skopje	0
Special Hospital for Gynecology and Obstetrics- Plodnost, Skopje	13
Special Hospital for Gynecology and Obstetrics MOTHER TERESA Skopje	86
European eye hospital - Skopje	6
Environmental factor treatment hospital Katlanovo- Skopje	180
Institute for gerontology "13th November" - Skopje	342

Source: Institute for Public Health of Republic of North Macedonia
Department of health data and publication

**HEALTH PERSONNEL AND BEDS IN UNIVERSITY CLINICS
AND CLINICS IN REPUBLIC OF NORTH MACEDONIA 2019**

UNIVERSITY CLINICS AND CLINICS	Physicians	Health personnel with higher and midlevel qualification	Beds
TOTAL (1+2+3)	689	1535	1854
1.MEDICAL GROUP	325	606	909
University clinic	30	45	99
University clinic for pediatric diseases	67	173	240
University clinic for neurology	26	52	89
University clinic for psychiatry	16	33	55
University clinic for dermato-venerology	17	13	29
University clinic for gastroenterohepatology	23	32	48
University clinic for pulmonology and allergology	24	34	48
University clinic for cardiology	45	99	120
University clinic for toxicology	16	28	31
University clinic for nephrology	14	26	45
University clinic for endocrinology, diabetes and metabolic disorders	17	24	28
University clinic for rheumatology	15	17	42
University clinic for hematology	15	30	35
2.SURGICAL GROUP	320	834	814
University clinic for anesthesiology, reanimation and intensive treatment	56	78	18
University clinic for digestive surgery	18	66	71
University clinic for urology	15	44	33
University clinic for pediatric surgery	16	50	54
University clinic for neurology surgery	13	78	54
University clinic for thoracic and vascular surgery	13	58	52
University clinic for cardiac surgery	13	46	16
University clinic for plastic and reconstructive surgery	21	52	35
University clinic for traumatology	7	34	42
University clinic for orthopedic diseases	39	65	135
University clinic for gynecology and obstetrics	38	98	94
University clinic for otorinolaringology	34	104	73
University clinic for ophthalmology	20	27	58
University clinic for ophthalmology	17	34	79
3. UNIVERSITY CLINIC FOR RADIOTHERAPY AND ONCOLOGY	44	95	131
4.UNIVERSITY CLINIC FOR SURGICAL DISEASES "SV. NAUM OHRIDSKI" - SKOPJE	60	91	140
5.UNIVERSITY CLINIC FOR SURGERY OF THE FACE, JAW AND NECK-MAXILLOFACIAL SURGERY	2+12*	15	29
TOTAL (1+2+3+4+5)	751+12*	1641	2023

*Dentists

Source: Institute for Public Health of Republic of North Macedonia
Department of health data and publication

TREATED PATIENTS, AVERAGE TREATMENT AND UTILIZATION OF HOSPITAL BEDS AT UNIVERSITY CLINICS AND CLINICS IN THE REPUBLIC OF NORTH MACEDONIA 2019

UNIVERSITY CLINICS AND CLINICS	Treated patients	Utilized beddays
TOTAL (1+2+3)	398517	70152
1.MEDICAL GROUP	194322	28376
University clinic for infectious diseases and febrile conditions	24262	2333
University clinic for pediatrics diseases	39417	5914
University clinic for neurology	22138	2556
University clinic for psychiatry	14643	575
University clinic for dermatology	4027	259
University clinic for gastroenterohepatology	12419	1644
University clinic for pulmonology and allergology	8685	1675
University clinic for cardiology	17812	8283
University clinic for toxicology	2884	545
University clinic for nephrology	13523	2056
University clinic for endocrinology, diabetes and metabolic disorders	2668	583
University clinic for rheumatology	18453	1262
University clinic for hematology	13391	691
2.SURGICAL GROUP	180001	39471
University clinic for anesthesiology, reanimation and intensive treatment	3071	1005
University clinic for digestive surgery	18066	2621
University clinic for urology	12460	2884
University clinic for pediatric surgery	7169	1752
University clinic for neurology surgery	10505	1244
University clinic for thoracic and vascular surgery	14963	2273
University clinic for plastic and reconstructive surgery	8621	4660
University clinic for cardiac surgery	6667	529
University clinic for traumatology	14590	1904
University clinic for orthopedic diseases	15163	1946
University clinic for gynecology and obstetrics	37297	8217
University clinic for otorinolaringology	19497	4574
University clinic for ophtalmology	8185	2384
University clinic for ophtalmology	3747	3478
3. UNIVERSITY CLINIC FOR RADIOTHERAPY AND ONCOLOGY	24194	2305
4.UNIVERSITY CLINIC FOR SURGICAL DISEASES "SV. NAUM OHRIDSKI" - SKOPJE	21015	4974
5.UNIVERSITY CLINIC FOR SURGERY OF THE FACE, JAW AND NECK-MAXILLOFACIAL SURGERY	5123	1795
TOTAL (1+2+3+4+5)	424655	76921

Source: Institute for Public Health of Republic of North Macedonia
Department of health data and publication

**DAILY HOSPITALS, PERSONNEL AND BEDS, IN REPUBLIC OF NORTH MACEDONIA
IN 2019**

DAILY HOSPITALS IN:		Physicians, total	Spec- ialists	Health personnel with higher and mid-level qualification	Beds
1	Psychiatric hospital "Skopje" - Skopje:				
	Daily hospital for preventive and treatment of drugs abuse - K	1	1	2	1
	Daily hospital "Vlae"	1	1	1	1
	Daily hospital "Center" Dispensary (Idadija)	1	1	3	1
	Daily hospital "Prolet"	2	2	5	1
	Daily hospital for preventive and treatment of alcohol abuse in Kisela Voda	2	2	1	1
	Daily hospital for preventive and treatment of drugs abuse and other psychoactive substances (DHAA-Daily hospital for abuse A)	2	1	2	2
	Daily hospital for prolonged treatment of drugs abuse and other psychoactive substances (DHAB - Daily hospital for abuse B)	1	1	2	2
2	University clinic for psychiatry - Skopje	5	3	5	2
	University clinic for phulmoalergology - Skopje				2
3	University clinic for haematology - Skopje	5	3	4	10
4	University clinic for cardiology - Skopje	1	1	13	8
5	University clinic for endocrinology - Skopje	1	1	1	1
6	University clinic for otorinolaringology - Skopje	0	0	0	0
7	University clinic for Nephrology - Skopje	1	1	3	10
	University clinic for infective diseases and febrile conditions	1	1	1	12
8	University clinic for oncology and radiotherapy-Skopje	1	1	1	70
	European eye hospital - Skopje	1	1	2	12
	Special hospital for respiratory diseases in children Kozle, Skopje	3	2	10	5
9	Center for speech, voice and hearing - Skopje	-	-	-	0
10	Institute for mental health-Skopje	-	-	-	-
11	Clinic hospital - Bitola in:				
	pediatric department	-	-	-	0
	neurology department	-	-	-	-
	infectology department	-	-	-	15
	internal department	-	-	-	4
	psychiatry department	-	-	-	0
	ophthalmology department	-	-	-	0
	dermatovenerology	-	-	-	0
	pneumoftiziology	-	-	-	2
	urology	-	-	-	0
	maxillofacial surgery	-	-	-	0
	physical medicine and rehabilitation	-	-	-	4
	Daily hospital for oncology and palliative therapy	0	0	0	11
	Center for prevention and treatment of drugs abuse	2	-	2	0
12	Psychiatric Hospital - Demir Hisar				
	- Living hospital for psychosis - Demir Hisar	1	1	5	0
	- Daily hospital for alcohol-Demir Hisar	1	1	1	0
	- Center for mental health - Prilep	1	1	1	0
13	General hospital - Kichevo in:				
	pediatric department	-	-	-	10
	internal department	-	-	-	8
	infection department	-	-	-	3
	gynecology	-	-	-	2
	obstetrics	-	-	-	1
14	General hospital - Ohrid in:				
	internal department	-	-	-	-
	pediatric department	-	-	-	-
	otorhinolaringology department (ENT)	-	-	-	-
15	Central hospital - Struga in:				
	pediatric department	-	-	-	16
	general department	-	-	-	-
	internal department	-	-	-	8
16	Health Center - Vevchani in:				
	emergency medical care	-	-	-	-
Total		33	25	65	225

Source: Institute for Public Health of Republic of North Macedonia
Department of health data and publication

TREATED HOSPITALS, HOSPITAL HOSPITALS, AVERAGE TREATMENT AND EFFECTIVENESS OF HOSPITAL CAPACITY IN DAILY HOSPITALS IN THE REPUBLIC OF NORTH MACEDONIA 2019

DAILY HOSPITALS IN:		Utilized bed-days	Treated patients	Average length of stay	Bed occupancy
Psychiatric hospital "Skopje" - Skopje:					
	Daily hospital "Vlae"	50	16342	326,8	4477,3
	Daily hospital "Center" Dispensary (Idadija)	52	16499	317,3	4520,3
	Daily hospital "Prolet"	55	17371	315,8	4759,2
1	Daily hospital for preventive and treatment of alcohol abuse in Kisela Voda	111	15650	141,0	4287,7
	Daily hospital for preventive and treatment of drugs abuse and other psychoactive substances (DHAA-Daily hospital for abuse A)	227	72739	320,4	9964,2
	Daily hospital for prolonged treatment of drugs abuse and other psychoactive substances (DHAB - Daily hospital for abuse B)	202	63576	314,7	8709,0
	Daily hospital for prolonged treatment of drugs abuse and other psychoactive substances (K C)	367	61684	168,1	16899,7
2	University clinic for psychiatry - Skopje	180	11189	62,2	1532,7
	University clinic for pulmonaryology - Skopje	138	1199	8,7	0,0
3	University clinic for haematology - Skopje	6653	15995	2,4	438,2
4	University clinic for cardiology - Skopje	3949	3949	1,0	135,2
5	University clinic for endocrinology - Skopje	50	292	5,8	80,0
6	University clinic for otorinolaryngology - Skopje	0	0	0,0	0,0
7	University clinic for Nephrology - Skopje	312	1308	4,2	35,8
	University clinic for infective diseases and febrile conditions	140	1719	12,3	39,2
8	University clinic for oncology and radiotherapy-Skopje	2847	32169	11,3	125,9
	European eye hospital Skopje	608	608	1,0	13,9
	Special hospital for respiratory diseases in children Kozle, Skopje	341	2841	8,3	155,7
9	Center for speech, voice and hearing - Skopje	0	0	0,0	0,0
10	Institute for mental health-Skopje	0	0	0,0	0,0
Clinic hospital - Bitola in:					
	pediatric department	14	457	32,6	0,0
	neurology department	-	-	-	-
	internal department	833	10089	12,1	691,0
	infectology department	168	1791	10,7	32,7
	urology	49	129	2,6	0,0
11	maxillofacial surgery	0	0	0,0	0,0
	pneumoftiziology	65	554	8,5	75,9
	psychiatry department	26	341	13,1	0,0
	ophthalmology department	0	0	0,0	0,0
	dermatology	1	18	18,0	0,0
	physical medicine and rehabilitation	52	479	9,2	32,8
	Daily hospital for oncology and palliative therapy	2311	25642	11,1	638,7
	Center for prevention and treatment of drugs abuse	27	17975	665,7	0,0
Psychiatric Hospital - Demir Hisar					
12	- Living hospital for psychosis - Demir Hisar	24	29152	1214,7	0,0
	- Daily hospital for alcohol-Demir Hisar	5	899	179,8	0,0
	- Center for mental health - Prilep	21	32223	1534,4	0,0
General hospital - Kichevo in:					
	pediatric department	2762	5078	1,8	139,1
13	internal department	4053	21773	5,4	745,7
	surgical department	700	2622	0,0	239,5
	gynecology	155	155	1,0	21,2
	obstetrics	256	3475	13,6	952,1
General hospital - Ohrid in:					
14	pediatric department	0	0	0,0	0,0
	internal department			0,0	0,0
	otorinolaryngology department (ENT)	0	0	0,0	0,0
Central hospital - Struga in:					
15	pediatric department	2768	5803	2,1	99,4
	general department	-	-	0,0	0,0
	internal department	6562	35370	5,4	1211,3
16	Health Center - Vevchani in:				
	emergency medical care	-	-	-	-
Total		37134	529155	14,2	644,3

Source: Institute for Public Health of Republic of North Macedonia
Department of health data and publication



PRIMARY HEALTH CARE

**HEALTH INSTITUTIONS NETWORK IN PRIMARY
HEALTH CARE IN REPUBLIC OF NORTH MACEDONIA IN 2019**

HEALTH REGIONS	Health stations	Health centers	Out-of-hospital stationary units within health centers
REPUBLIC OF N.MACEDONIA	3	33	6
Berovo	-	2	-
Bitola	-	1	-
M.Brod	-	1	-
Valandovo	-	1	1
Veles	-	1	-
Vinica	-	1	-
Gevgelija	-	1	-
Gostivar	-	2	-
Debar	-	-	-
Delchevo	-	2	-
D.Hisar	-	1	-
Kavadarci	-	1	-
Kichevo	-	1	-
Kochani	-	-	-
Kratovo	-	1	1
Kr.Palanka	-	1	1
Krushevo	-	1	-
Kumanovo	-	1	-
Negotino	-	1	-
Ohrid	-	1	-
Prilep	-	1	-
Probishtip	-	1	1
Radovish	-	1	1
Resen	-	1	-
Sv.Nikole	-	1	1
Skopje	3	2	-
Struga	-	2	-
Strumica	-	1	-
Tetovo	-	1	-
Shtip	-	1	-

Source: Institute for Public Health of Republic of North Macedonia - Skopje
Department of health data and publication

NETWORK OF MEDICAL ORGANIZATIONAL UNITS – LOCATIONS IN PRIMARY AND PREVENTIVE HEALTH CARE IN REPUBLIC OF NORTH MACEDONIA IN 2019

HEALTH REGIONS	General medicine service	Health care service for children aged 0-6	Health care service for school children and youth	Health care service for women
REPUBLIC OF N.MACEDONIA	856	112	34	135
Berovo	14	2	0	2
Bitola	57	7	1	6
M.Brod	2	1	0	0
Valandovo	5	2	1	1
Veles	31	2	1	6
Vinica	11	1	1	1
Gevgelija	14	1	1	2
Gostivar	37	7	2	4
Debar	0	2	1	2
Delchevo	17	3	1	2
D.Hisar	5	2	1	0
Kavadarci	21	4	2	5
Kichevo	15	3	2	3
Kochani	24	2	1	4
Kratovo	8	2	0	1
Kr.Palanka	12	2	1	2
Krushevo	4	1	0	0
Kumanovo	53	3	1	6
Negotino	8	1	0	2
Ohrid	0	6	0	5
Prilep	61	1	1	4
Probishtip	8	3	1	1
Radovish	17	3	2	2
Resen	9	1	1	1
Sv.Nikole	12	1	1	1
Skopje	281	32	6	50
Struga	0	2	1	5
Strumica	50	2	1	4
Tetovo	80	9	1	8
Shtip	0	4	2	5

Source: Institute for Public Health of Republic of North Macedonia - Skopje
 Department of health data and publication

**HEALTH PERSONNEL IN RURAL MEDICAL UNITS
BY HEALTH REGIONS IN REPUBLIC OF NORTH MACEDONIA IN 2019**

HEALTH REGIONS	Physicians		Health personnel with higher and mid-level qualification	Units-locations
	constant	temporary		
REPUBLIC OF N.MACEDONIA	219	0	234	154
Berovo	0	0	0	0
Bitola	13	0	14	15
M. Brod	0	0	0	0
Valandovo	0	0	0	0
Veles	4	0	5	3
Vinica	2	0	2	2
Gevgelija	2	0	2	2
Gostivar	11	0	11	11
Debar	5	0	6	5
Delchevo	1	0	1	1
D.Hisar	0	0	0	0
Kavadarci	0	0	0	0
Kichevo	0	0	0	0
Kochani	3	0	3	3
Kratovo	6	0	9	1
K.Palanka	0	0	0	0
Krushevo	0	0	0	0
Kumanovo	12	0	17	5
Negotino	0	0	0	0
Ohrid	2	0	2	1
Prilep	16	0	16	15
Probishtip	0	0	0	0
Radovish	0	0	0	0
Resen	1	0	1	1
Sv.Nikole	1	0	1	1
Skopje	48	0	51	34
Struga	24	0	30	10
Strumica	16	0	17	13
Tetovo	52	0	46	31
Shtip	0	0	0	0

Source: Institute for Public Health of Republic of North Macedonia - Skopje
Department of health data and publication

RURAL MEDICAL UNITS BY HEALTH REGIONS IN REPUBLIC OF NORTH MACEDONIA IN 2019

HEALTH REGIONS	Units-locations		
	TOTAL	With constant physician	With temporary physician
REPUBLIC OF N.MACEDONIA	219	219	0
Berovo	0	0	0
Bitola	13	13	0
M. Brod	0	0	0
Valandovo	0	0	0
Veles	4	4	0
Vinica	2	2	0
Gevgelija	2	2	0
Gostivar	11	11	0
Debar	5	5	0
Delchevo	1	1	0
D.Hisar	0	0	0
Kavadarci	0	0	0
Kichevo	0	0	0
Kochani	3	3	0
Kratovo	6	6	0
K.Palanka	0	0	0
Krushevo	0	0	0
Kumanovo	12	12	0
Negotino	0	0	4
Ohrid	2	2	0
Prilep	16	16	0
Probishtip	0	0	0
Radovish	0	0	0
Resen	1	1	0
Sv.Nikole	1	1	0
Skopje	48	48	0
Struga	24	24	0
Strumica	16	16	0
Tetovo	52	52	0
Shtip	0	0	0

Source: Institute for Public Health of Republic of North Macedonia - Skopje
Department of health data and publication

**HEALTH WORKERS WITH HIGH LEVEL QUALIFICATION
BY HEALTH REGIONS IN PRIMARY HEALTH CARE IN REPUBLIC OF NORTH MACEDONIA
IN 2019**

HEALTH REGIONS	PERSONNEL				
	Number of inhabitants*	Physicians		Dentists	Pharmacists
		Total	Specialists		
REPUBLIC OF N.MACEDONIA	2076217	2411	632	1717	1057
Berovo	17488	33	9	12	12
Bitola	100597	153	42	159	115
M.Brod	11040	16	1	4	3
Valandovo	11711	15	5	7	8
Veles	65933	74	24	48	37
Vinica	19322	26	9	17	9
Gevgelija	34048	35	13	28	9
Gostivar	120277	56	6	63	23
Debar	28102	19	9	4	8
Delchevo	23416	31	9	17	14
D.Hisar	8010	18	3	8	6
Kavadarci	42856	66	20	35	1
Kichevo	56785	52	11	20	20
Kochani	47392	58	25	39	37
Kratovo	9193	24	4	4	3
Kr.Palanka	23433	34	8	9	7
Krushevo	9327	10	1	7	3
Kumanovo	143601	138	29	100	73
Negotino	23255	23	5	18	9
Ohrid	55302	75	22	47	55
Prilep	94278	165	30	107	29
Probishtip	14923	32	6	11	6
Radovish	32700	36	8	21	12
Resen	16236	16	5	11	15
Sv.Nikole	20093	29	4	10	4
Skopje	629215	675	195	618	300
Struga	68393	62	10	25	36
Strumica	94908	138	32	88	59
Tetovo	201680	223	64	132	99
Shtip	52703	79	23	47	45

*Source: State Statistical Office

Source: Institute for Public Health of Republic of North Macedonia - Skopje
Department of health data and publication

**HEALTH WORKERS WITH HIGHER-LEVEL, MID-LEVEL AND LOW-LEVEL
QUALIFICATION IN PRIMARY HEALTH CARE IN REPUBLIC OF NORTH MACEDONIA
IN 2019**

HEALTH REGIONS	PERSONNEL				Units- locations
	HEALTH WORKERS				
	Висока CC	Higher-level qualification	Mid-level education	Low-level education	
REPUBLIC OF N.MACEDONIA	134	147	4008	4	2685
Berovo	0	5	46	0	32
Bitola	0	13	257	0	203
M.Brod	0	3	16	0	9
Valandovo	0	3	38	0	20
Veles	1	3	129	0	107
Vinica	2	2	29	0	33
Gevgelija	0	1	58	0	44
Gostivar	0	1	132	0	110
Debar	0	0	40	0	23
Delchevo	0	2	50	0	36
D.Hisar	2	2	22	0	14
Kavadarci	0	6	121	0	87
Kichevo	3	2	79	0	46
Kochani	10	15	103	0	73
Kratovo	0	0	41	0	15
Kr.Palanka	1	3	54	4	28
Krushevo	1	1	22	0	12
Kumanovo	1	0	278	0	164
Negotino	0	4	43	0	28
Ohrid	9	0	107	0	85
Prilep	14	25	195	0	176
Probishtip	9	3	34	0	28
Radovish	2	1	64	0	39
Resen	3	1	30	0	25
Sv.Nikole	1	2	46	0	23
Skopje	61	5	1114	0	644
Struga	2	15	124	0	61
Strumica	7	9	256	0	172
Tetovo	0	16	367	0	260
Shtip	5	4	113	0	88

* Stomatological Health Care Included

Source: Institute for Public Health of Republic of North Macedonia - Skopje
Department of health data and publication

**MEDICAL AND NON-MEDICAL WORKERS IN HEALTH STATIONS
IN REPUBLIC OF NORTH MACEDONIA IN 2019**

HEALTH STATIONS	Total	Medical workers	Non-medical workers		Units-locations
			Total	% of all workers	
REPUBLIC OF N.MACEDONIA	240	172	68	28,3	3
H.S. Zelezara - Skopje	61	45	16	26,2	1
H.S. within University "St. Cyril and Methodius - Skopje	10	4	6	60,0	1
Food and Veterinary Agency Skopje	169	123	46	27,2	1

Source: Institute for Public Health of Republic of North Macedonia - Skopje
Department of health data and publication

**MEDICAL AND NON-MEDICAL WORKERS IN HEALTH CENTERS
IN REPUBLIC OF NORTH MACEDONIA IN 2019**

HEALTH REGIONS	Total	Medical workers	Non-medical workers	
			Total	% of all workers
REPUBLIC OF N.MACEDONIA	4328	3230	1098	25,4
Berovo	41	30	11	26,8
Pehcevo	35	26	9	25,7
Bitola	248	184	64	25,8
Makedonski Brod	57	41	16	28,1
Valandovo	58	38	20	34,5
Veles	130	87	43	33,1
Vinica	62	46	16	25,8
Gevgelija	71	50	21	29,6
Gostivar	158	120	38	24,1
Mavrovo and Rostusha	38	21	17	44,7
Debar	0	0	0	0,0
Delchevo	70	52	18	25,7
Makedonska Kamenica	28	20	8	28,6
Demir Hisar	63	44	19	30,2
Kavadarci	79	58	21	26,6
Kichevo	103	83	20	19,4
Kochani	0	0	0	0,0
Kratovo	59	36	23	39,0
Kriva Palanka	131	92	39	29,8
Krushevo	52	37	15	28,8
Kumanovo	243	182	61	25,1
Negotino	103	76	27	26,2
Ohrid	156	113	43	27,6
Prilep	235	184	51	21,7
Probishtip	60	41	19	31,7
Radovish	80	60	20	25,0
Resen	92	71	21	22,8
Sveti Nikole	84	54	30	35,7
Health center - Skopje	1139	889	250	21,9
Health center „Zeleznicar“-Skopje	56	41	15	26,8
Struga	90	62	28	31,1
Vevshani	70	69	1	1,4
Strumica	125	100	25	20,0
Tetovo	221	152	69	31,2
Shtip	91	71	20	22,0

Source: Institute for Public Health of Republic of North Macedonia - Skopje

Department of health data and publication

**HEALTH WORKERS IN PRIMARY HEALTH CARE IN REPUBLIC OF NORTH MACEDONIA
IN 2019**

HEALTH REGIONS	Inhabitants per	
	Physician	Dentist
REPUBLIC OF N.MACEDONIA	1079,4	1479,1
Berovo	666,2	1443,5
Bitola	827,5	770,2
M.Brod	998,7	2746,5
Valandovo	970,6	2329,4
Veles	1097,4	1371,7
Vinica	1069,6	1069,6
Gevgelija	1413,8	1885,1
Gostivar	2149,0	4457,1
Debar	1877,3	9386,7
Delchevo	927,5	1288,2
D.Hisar	494,4	1582,2
Kavadarci	855,2	1221,7
Kichevo	1348,1	2980,1
Kochani	1239,9	1208,1
Kratovo	411,7	2264,3
Kr.Palanka	862,9	2912,3
Krushevo	1159,5	1325,1
Kumanovo	1249,8	1891,2
Negotino	1159,2	3863,8
Ohrid	889,3	-
Prilep	802,5	739,3
Probishtip	644,4	1482,2
Radovish	1020,5	1718,7
Resen	1470,7	1617,8
Sv.Nikole	832,1	1815,5
Skopje	1157,6	1325,1
Struga	1316,8	34236,5
Strumica	862,2	1554,8
Tetovo	1149,2	2626,8
Shtip	809,8	1316,0

Source: Institute for Public Health of Republic of North Macedonia - Skopje
Department of health data and publication

HEALTH WORKERS IN PRIMARY HEALTH CARE BY HEALTH CARE SERVICES IN REPUBLIC OF NORTH MACEDONIA IN 2019

HEALTH CARE SERVICES	Number of inhabitants*	PERSONNEL			
		Total	Physicians		Dentists
			Specialists	Pharmacists	
REPUBLIC OF N.MACEDONIA	2076694	1924	611	1312	921
General practice	1619286	1554	349		1
Occupational health services					
Health care of children	156020	157		81	
Health care of school children and youth	301388	63		32	
Health care of women	873393	149		148	
Polyvalent patronage					
Dental health services	2076694			1312	
Pharmacy	2076694				920
Out-of-hospital stationary units	1608350	1	1		

*State Statistical Office

 Source: Institute for Public Health of Republic of North Macedonia - Skopje
 Department of health data and publication

HEALTH WORKERS IN PRIMARY HEALTH CARE BY HEALTH CARE SERVICES IN REPUBLIC OF NORTH MACEDONIA IN 2019

	PERSONNEL					Units-location
	HEALTH WORKERS					
	High PE	High-level qualification	Mid-level education	Low-level education		
REPUBLIC OF N.MACEDONIA	92	182	4653	14	2580	
General practice	33	83	1644	10	927	
Occupational health services						
Health care of children	12	12	197		112	
Health care of school children and youth	8	0	78		34	
Health care of women	4	4	163		135	
Polyvalent patronage	34	9	310			
Dental Health Services		70	1118		934	
Pharmacy			1115		432	
Out-of-hospital stationary units	1	4	28	4	6	

Source: Institute for Public Health of Republic of North Macedonia - Skopje
Department of health data and publication

**HEALTH WORKERS IN GENERAL PRACTICE SERVICES BY HEALTH REGIONS
IN REPUBLIC OF NORTH MACEDONIA IN 2019**

HEALTH REGIONS	PHYSICIANS			Health workers with Higher-level and Mid-level qualification		
	TOTAL	Specialists	Rural	TOTAL	Rural	Per 1 physician
REPUBLIC OF N.MACEDONIA	1554	349	219	1760	234	1,1
Berovo	22	6	0	30	0	1,4
Bitola	89	20	13	89	14	1,0
M.Brod	10	1	0	12	0	1,2
Valandovo	8	2	0	15	0	1,9
Veles	44	9	4	47	5	1,1
Vinica	16	8	2	16	2	1,0
Gevgelija	21	10	2	36	2	1,7
Gostivar	45	0	11	57	11	1,3
Debar	9	5	5	20	6	2,2
Delchevo	20	5	1	31	1	1,6
D.Hisar	12	1	0	17	0	1,4
Kavadarci	42	11	0	52	0	1,2
Kichevo	33	4	0	41	0	1,2
Kochani	32	20	3	40	3	1,3
Kratovo	20	2	6	27	9	1,4
Kr.Palanka	24	6	0	24	0	1,0
Krushevo	8	1	0	14	0	1,8
Kumanovo	105	18	12	134	17	1,3
Negotino	17	2	0	27	0	1,6
Ohrid	47	9	2	46	2	1,0
Prilep	106	20	16	104	16	1,0
Probishtip	19	3	0	16	0	0,8
Radovish	23	2	0	30	0	1,3
Resen	9	4	1	9	1	1,0
Sv.Nikole	21	2	1	21	1	1,0
Skopje	423	101	48	433	51	1,0
Struga	40	2	24	59	30	1,5
Strumica	98	21	16	109	17	1,1
Tetovo	146	45	52	153	46	1,0
Shtip	45	9	0	51	0	1,1

Source: Institute for Public Health of Republic of North Macedonia - Skopje
Department of health data and publication

**HEALTH WORKERS IN OCCUPATIONAL, HEALTH SERVICES
IN REPUBLIC OF NORTH MACEDONIA IN 2019**

HEALTH REGIONS	PHYSICIANS		Health workers with Higher- level and Mid-level qualification	
	TOTAL	Specialists	TOTAL	Per 1 physician
REPUBLIC OF N.MACEDONIA	32	21	66	2,1
Berovo	0	0	0	0,0
Bitola	9	4	22	2,4
M.Brod	0	0	0	0,0
Valandovo	0	0	0	0,0
Veles	3	2	4	1,3
Vinica	0	0	0	0,0
Gevgelija	0	0	0	0,0
Gostivar	0	0	0	0,0
Debar	0	0	0	0,0
Delchevo	0	0	0	0,0
D.Hisar	0	0	0	0,0
Kavadarci	1	1	3	3,0
Kichevo	0	0	0	0,0
Kochani	0	0	0	0,0
Kratovo	0	0	0	0,0
Kr.Palanka	0	0	0	0,0
Krushevo	0	0	0	0,0
Kumanovo	2	2	4	2,0
Negotino	0	0	0	0,0
Ohrid	4	2	10	2,5
Prilep	4	3	8	2,0
Probishtip	0	0	0	0,0
Radovish	0	0	0	0,0
Resen	0	0	0	0,0
Sv.Nikole	0	0	0	0,0
Skopje	4	2	10	2,5
Struga	0	0	0	0,0
Strumica	3	3	3	1,0
Tetovo	1	1	1	1,0
Shtip	1	1	1	0,0

Source: Institute for Public Health of Republic of North Macedonia - Skopje
Department of health data and publication

**HEALTH WORKERS IN CHILDREN HEALTH SERVICES
IN REPUBLIC OF NORTH MACEDONIA IN 2019**

HEALTH REGIONS	PHYSICIANS		Health workers with Higher-level and Mid-level qualification	
	TOTAL	Specialists	TOTAL	Per 1 physician
REPUBLIC OF N.MACEDONIA	157	81	209	1,3
Berovo	2	1	2	1,0
Bitola	18	8	13	0,7
M.Brod	1	0	2	2,0
Valandovo	2	1	2	1,0
Veles	7	5	8	1,1
Vinica	0	0	0	0,0
Gevgelija	0	0	0	0,0
Gostivar	4	2	17	4,3
Debar	3	2	6	2,0
Delchevo	2	1	2	1,0
D.Hisar	3	1	2	0,7
Kavadarci	0	0	0	0,0
Kichevo	3	2	2	0,7
Kochani	2	1	4	2,0
Kratovo	1	1	1	1,0
Kr.Palanka	0	0	0	0,0
Krushevo	0	0	0	0,0
Kumanovo	2	2	2	1,0
Negotino	1	1	0	0,0
Ohrid	10	6	18	1,8
Prilep	2	1	8	4,0
Probishtip	2	2	1	0,5
Radovish	3	3	6	2,0
Resen	1	0	1	1,0
Sv.Nikole	1	0	1	1,0
Skopje	54	28	54	1,0
Struga	3	0	5	1,7
Strumica	4	1	6	1,5
Tetovo	18	9	37	2,1
Shtip	8	3	9	1,1

Source: Institute for Public Health of Republic of North Macedonia - Skopje
Department of health data and publication

**HEALTH WORKERS IN SCHOOL CHILDREN AND YOUTH HEALTH SERVICES
IN REPUBLIC OF NORTH MACEDONIA IN 2019**

HEALTH REGIONS	PHYSICIANS		Health workers with Higher-level and Mid-level qualification	
	TOTAL	Specialists	TOTAL	Per 1 physician
REPUBLIC OF N.MACEDONIA	63	32	86	1,4
Berovo	0	0	0	0,0
Bitola	6	2	6	1,0
M.Brod	0	0	0	0,0
Valandovo	1	1	1	1,0
Veles	3	2	4	1,3
Vinica	1	0	1	1,0
Gevgelija	1	1	1	1,0
Gostivar	3	0	4	1,3
Debar	1	0	2	2,0
Delchevo	1	1	1	1,0
D.Hisar	1	1	1	0,0
Kavadarci	3	3	4	1,3
Kichevo	3	2	7	2,3
Kochani	0	0	1	0,0
Kratovo	0	0	0	0,0
Kr.Palanka	0	0	3	0,0
Krushevo	0	0	0	0,0
Kumanovo	1	0	4	4,0
Negotino	0	0	0	0,0
Ohrid	0	0	0	0,0
Prilep	5	2	11	2,2
Probishtip	1	0	1	0,0
Radovish	4	1	3	0,8
Resen	0	0	1	0,0
Sv.Nikole	1	1	1	1,0
Skopje	13	8	12	0,9
Struga	4	3	2	0,5
Strumica	3	1	4	1,3
Tetovo	4	1	8	2,0
Shtip	3	2	3	1,0

Source: Institute for Public Health of Republic of North Macedonia - Skopje
Department of health data and publication

**HEALTH WORKERS IN WOMEN HEALTH SERVICES
IN REPUBLIC OF NORTH MACEDONIA IN 2019**

HEALTH REGIONS	PHYSICIANS		Health workers with Higher-level and Mid-level qualification	
	TOTAL	Specialists	TOTAL	Per 1 physician
REPUBLIC OF N.MACEDONIA	149	148	171	1,1
Berovo	2	2	2	1,0
Bitola	8	8	9	1,1
M.Brod	0	0	0	0,0
Valandovo	1	1	1	0,0
Veles	6	6	6	1,0
Vinica	1	1	1	0,0
Gevgelija	2	2	2	1,0
Gostivar	4	4	5	1,3
Debar	2	2	2	0,0
Delchevo	2	2	2	1,0
D.Hisar	0	0	0	0,0
Kavadarci	5	5	4	0,8
Kichevo	3	3	3	1,0
Kochani	4	4	6	1,5
Kratovo	1	1	1	1,0
Kr.Palanka	2	2	2	1,0
Krushevo	0	0	0	0,0
Kumanovo	7	7	10	1,4
Negotino	2	2	2	1,0
Ohrid	5	5	6	1,2
Prilep	4	4	7	1,8
Probishtip	1	1	1	1,0
Radovish	2	2	2	1,0
Resen	1	1	1	1,0
Sv.Nikole	1	1	1	1,0
Skopje	56	56	60	1,1
Struga	5	5	4	0,8
Strumica	5	5	5	0,0
Tetovo	8	8	19	2,4
Shtip	9	8	7	0,8

Source: Institute for Public Health of Republic of North Macedonia - Skopje
Department of health data and publication

**HEALTH WORKERS IN POLYVALENT PATRONAGE
IN REPUBLIC OF NORTH MACEDONIA IN 2019**

HEALTH REGIONS	PATRONAGE NURSES			
	TOTAL	With higher qualification	With mid-level qualification	Inhabitants per 1 patronage nurse
REPUBLIC OF N.MACEDONIA	343	43	300	6054,5
Berovo	5	0	5	3464,4
Bitola	14	3	11	7151,6
M.Brod	3	1	2	3662,0
Valandovo	2	0	2	5823,5
Veles	12	3	9	5486,8
Vinica	3	1	2	6417,7
Gevgelija	4	0	4	8482,8
Gostivar	23	1	22	5232,3
Debar	6	0	6	4693,3
Delchevo	5	0	5	4637,4
D.Hisar	2	0	2	3955,5
Kavadarci	10	3	7	4276,0
Kichevo	12	3	9	4718,4
Kochani	9	1	8	5235,2
Kratovo	3	0	3	3019,0
Kr.Palanka	5	1	4	4659,6
Krushevo	1	0	1	9276,0
Kumanovo	21	1	20	6844,3
Negotino	6	1	5	3863,8
Ohrid	14	9	5	3938,5
Prilep	16	1	15	5868,1
Probishtip	2	1	1	7411,0
Radovish	6	0	6	5442,7
Resen	7	3	4	2311,1
Sv.Nikole	4	1	3	4992,8
Skopje	75	7	68	8427,7
Struga	14	1	13	4890,9
Strumica	20	1	19	4742,1
Tetovo	31	0	31	6524,6
Shtip	8	0	8	6580,0

Source: Institute for Public Health of Republic of North Macedonia - Skopje
Department of health data and publication

**HEALTH WORKERS DENTAL HEALTH SERVICES
IN REPUBLIC OF NORTH MACEDONIA IN 2019**

HEALTH REGIONS	DENTISTS		Health workers with Higher-level and Mid-level qualification	
	TOTAL	Specialists	TOTAL	Per 1 dentist
REPUBLIC OF N.MACEDONIA	1312	247	1188	0,9
Berovo	12	3	10	0,8
Bitola	139	30	154	1,1
M.Brod	4	0	3	0,8
Valandovo	5	1	5	1,0
Veles	48	11	48	1,0
Vinica	18	4	15	0,8
Gevgelija	18	3	17	0,9
Gostivar	27	3	29	1,1
Debar	3	1	3	1,0
Delchevo	18	4	17	0,9
D.Hisar	7	2	6	0,9
Kavadarci	35	11	32	0,9
Kichevo	19	5	17	0,9
Kochani	39	8	38	1,0
Kratovo	4	1	4	1,0
Kr.Palanka	8	1	10	1,3
Krushevo	7	1	8	1,1
Kumanovo	76	17	71	0,9
Negotino	6	3	5	0,8
Ohrid				
Prilep	109	13	107	1,0
Probishtip	10	4	11	1,1
Radovish	19	1	19	1,0
Resen	10	2	11	1,1
Sv.Nikole	11	1	11	1,0
Skopje	477	83	351	0,7
Struga	2	0	3	1,5
Strumica	61	11	59	1,0
Tetovo	78	11	91	1,2
Shtip	42	12	33	0,8

Source: Institute for Public Health of Republic of North Macedonia - Skopje
Department of health data and publication

VISITS IN PRIMARY HEALTH CARE IN REPUBLIC OF NORTH MACEDONIA IN 2019

HEALTH REGIONS	Number of visits	Per 1000 inhabitants
REPUBLIC OF N.MACEDONIA	13870886	6679,3
Berovo	152756	8818,6
Bitola	677801	6769,7
M.Brod	38241	3480,9
Valandovo	59615	5118,5
Veles	674382	10242,6
Vinica	179648	9330,9
Gevgelija	216338	6375,8
Gostivar	384919	3198,5
Debar	85647	3041,4
Delchevo	177683	7663,0
D.Hisar	61893	7823,7
Kavadarci	542260	12681,5
Kichevo	363605	6421,7
Kochani	388089	8236,7
Kratovo	78889	8710,3
Kr.Palanka	238126	10220,9
Krushevo	49683	5356,1
Kumanovo	761441	5297,7
Negotino	203379	8772,8
Ohrid	331667	6015,1
Prilep	818159	8714,0
Probishtip	147957	9982,3
Radovish	245398	7514,6
Resen	126671	7829,8
Sv.Nikole	195725	9800,5
Skopje	3898052	6167,1
Struga	248543	3629,8
Strumica	651932	6873,9
Tetovo	1292012	6387,8
Shtip	580375	11025,4

Source: Institute for Public Health of Republic of North Macedonia - Skopje
Department of health data and publication

**VISITS AT GENERAL PRACTICE PHYSICIAN'S OFFICE
IN REPUBLIC OF NORTH MACEDONIA IN 2019**

HEALTH REGIONS	Visits at physician's office		Number of revisits per 1 initial visit	Dally visits per 1 physician
	Total	Initial visits		
REPUBLIC OF N.MACEDONIA	12886484	4629923	1,8	31,3
Berovo	135174	33421	3,0	25,4
Bitola	544694	197773	1,8	29,0
M.Brod	33330	21761	0,5	10,8
Valandovo	49541	13706	2,6	22,1
Veles	533291	207359	1,6	31,2
Vinica	158385	41782	2,8	26,9
Gevgelija	1884319	68647	26,4	181,9
Gostivar	284006	118063	1,4	19,5
Debar	65251	41651	0,6	25,9
Delchevo	157462	32904	3,8	22,5
D.Hisar	56773	24074	1,4	15,6
Kavadarci	440331	167522	1,6	56,2
Kichevo	293860	112870	1,6	40,4
Kochani	328445	73242	3,5	27,9
Kratovo	70628	12421	4,7	18,0
Kr.Palanka	209716	85370	1,5	32,6
Krushevo	45955	8547	4,4	20,5
Kumanovo	567032	224037	1,5	16,7
Negotino	169925	61222	1,8	31,9
Ohrid	291714	167968	0,7	22,2
Prilep	679186	169138	3,0	25,5
Probishtip	128972	45258	1,8	32,9
Radovish	190394	85077	1,2	20,0
Resen	103488	41013	1,5	41,1
Sv.Nikole	166436	33069	4,0	29,7
Skopje	3096708	1476728	1,1	28,6
Struga	222416	97595	1,3	19,9
Strumica	564523	196555	1,9	32,0
Tetovo	938158	608010	0,5	29,9
Shtip	476371	163140	1,9	37,8

Source: Institute for Public Health of Republic of North Macedonia - Skopje
Department of health data and publication

**VISITS AT OCCUPATIONAL HEALTH SERVICES PHYSICIAN'S OFFICE
IN REPUBLIC OF NORTH MACEDONIA IN 2019**

HEALTH REGIONS	Visits at physician's office		Number of revisits per 1 initial visit	Dally visits per 1 physician
	Total	Initial visits		
REPUBLIC OF N.MACEDONIA	61623	47020	0,3	13,8
Berovo	0	0	0,0	0,0
Bitola	20627	20627	0,0	16,4
M.Brod	0	0	0,0	0,0
Valandovo	0	0	0,0	0,0
Veles	4949	4237	0,2	11,8
Vinica	0	0	0,0	0,0
Gevgelija	0	0	0,0	0,0
Gostivar	0	0	0,0	0,0
Debar	0	0	0,0	0,0
Delchevo	0	0	0,0	0,0
D.Hisar	0	0	0,0	0,0
Kavadarci	0	0	0,0	0,0
Kichevo	0	0	0,0	0,0
Kochani	0	0	0,0	0,0
Kratovo	0	0	0,0	0,0
Kr.Palanka	0	0	0,0	0,0
Krushevo	0	0	0,0	0,0
Kumanovo	8059	8059	0,0	28,8
Negotino	0	0	0,0	0,0
Ohrid	6283	0	0,0	11,2
Prilep	4953	4953	0,0	8,8
Probishtip	0	0	0,0	0,0
Radovish	0	0	0,0	0,0
Resen	0	0	0,0	0,0
Sv.Nikole	0	0	0,0	0,0
Skopje	11438	3830	2,0	20,4
Struga	0	0	0,0	0,0
Strumica	817	817	0,0	1,9
Tetovo	4420	4420	0,0	31,6
Shtip	77	77	0,0	0,0

Source: Institute for Public Health of Republic of North Macedonia - Skopje
Department of health data and publication

VISITS AT CHILDREN HEALTH SERVICES PHYSICIAN'S OFFICE IN REPUBLIC OF NORTH MACEDONIA IN 2019

HEALTH REGIONS	Visits at physician's office		Number of revisits per 1 initial visit	Dally visits per 1 physician
	Total	Initial visits		
REPUBLIC OF N.MACEDONIA	929417	611336	0,6	25,9
Berovo	5178	3472	1,6	16,0
Bitola	42698	29893	0,5	9,7
M.Brod	1711	1371	0,3	6,1
Valandovo	2352	1720	0,5	11,2
Veles	50524	26877	0,8	25,1
Vinica	9899	3246	2,5	0,0
Gevgelija	10825	5807	1,8	68,6
Gostivar	32126	22826	0,6	41,2
Debar	12260	11292	0,3	12,6
Delchevo	6418	2269	1,9	15,1
D.Hisar	1855	1358	0,5	6,2
Kavadarci	39709	20100	1,1	18,8
Kichevo	19923	13134	0,6	18,5
Kochani	20074	10218	1,0	0,0
Kratovo	3357	1272	1,2	6,0
Kr.Palanka	7971	5169	0,5	10,5
Krushevo	437	148	2,2	0,0
Kumanovo	78879	50771	0,5	71,0
Negotino	12072	5198	1,4	45,7
Ohrid	23117	18010	0,5	8,5
Prilep	56953	25652	1,3	105,5
Probishtip	7730	5024	0,7	17,4
Radovish	21438	14264	0,5	26,6
Resen	7588	4716	0,7	25,2
Sv.Nikole	8412	4327	0,9	29,6
Skopje	211193	122113	0,7	34,1
Struga	16914	11037	1,1	7,8
Strumica	49074	31599	0,6	56,0
Tetovo	134748	134467	0,0	21,8
Shtip	33982	23986	0,6	13,3

Source: Institute for Public Health of Republic of North Macedonia - Skopje
Department of health data and publication

**VISITS AT SCHOOL CHILDREN AND YOUTH HEALTH SERVICES PHYSICIAN'S OFFICE
IN REPUBLIC OF NORTH MACEDONIA IN 2019**

HEALTH REGIONS	Visits at physician's office		Number of revisits per 1 initial visit	Dally visits per 1 physician
	Total	Initial visits		
REPUBLIC OF N.MACEDONIA	1098578	743765	0,5	62,3
Berovo	4099	3177	0,3	0,0
Bitola	55697	46024	0,2	33,2
M.Brod	3200	1974	0,6	0,0
Valandovo	3522	2503	0,4	12,6
Veles	52041	30633	0,7	62,0
Vinica	9412	3705	1,5	0,0
Gevgelija	12967	7885	0,6	46,3
Gostivar	44328	30446	0,5	52,8
Debar	6635	6124	0,0	0,0
Delchevo	7125	3412	1,1	25,4
D.Hisar	3265	2326	0,4	0,0
Kavadarci	31767	20063	0,6	37,8
Kichevo	23375	16129	0,4	27,8
Kochani	14351	7638	0,9	0,0
Kratovo	3739	1882	1,0	0,0
Kr.Palanka	10009	6847	0,5	0,0
Krushevo	3291	871	2,8	0,0
Kumanovo	69945	47131	0,5	249,8
Negotino	17272	9113	0,9	0,0
Ohrid	10607	8169	0,3	0,0
Prilep	69873	29444	1,4	49,9
Probishtip	7861	5343	0,5	0,0
Radovish	18039	12058	0,5	16,1
Resen	10001	6853	0,5	0,0
Sv.Nikole	12063	6425	0,9	43,1
Skopje	347679	215486	0,6	95,5
Struga	5059	2938	0,7	4,5
Strumica	33470	21873	0,5	39,8
Tetovo	169725	161823	0,0	151,5
Shtip	38161	25470	0,5	45,4

Source: Institute for Public Health of Republic of North Macedonia - Skopje
Department of health data and publication

**VISITS AT WOMEN HEALTH SERVICES PHYSICIAN'S OFFICE
IN REPUBLIC OF NORTH MACEDONIA IN 2019**

HEALTH REGIONS	Visits at physician's office		Number of revisits per 1 initial visit	Dally visits per 1 physician
	Total	Initial visits		
REPUBLIC OF N.MACEDONIA	656152	325916	1,0	15,7
Berovo	8305	5716	0,5	14,8
Bitola	34712	14493	1,4	15,5
M.Brod	0	0	0,0	0,0
Valandovo	4200	1476	1,8	15,0
Veles	38526	18334	1,1	22,9
Vinica	1952	1312	0,5	7,0
Gevgelija	8227	1787	3,6	14,7
Gostivar	24459	2832	7,6	21,8
Debar	1501	1276	0,0	2,7
Delchevo	6678	4246	0,6	11,9
D.Hisar	0	0	0,0	0,0
Kavadarci	30453	16669	0,8	21,8
Kichevo	26447	12094	1,2	31,5
Kochani	24964	16387	0,5	22,3
Kratovo	1165	984	0,2	4,2
Kr.Palanka	10430	3910	1,7	18,6
Krushevo	0	0	0,0	0,0
Kumanovo	45585	15458	1,9	23,3
Negotino	4110	3219	0,0	7,3
Ohrid	6229	2292	1,7	4,4
Prilep	12147	5694	1,1	10,8
Probishtip	3394	1929	0,8	12,1
Radovish	15527	10256	0,5	27,7
Resen	5594	4148	0,3	20,0
Sv.Nikole	8814	3679	1,4	31,5
Skopje	242472	123186	1,0	15,5
Struga	4154	1854	1,2	3,0
Strumica	4865	2187	1,2	3,5
Tetovo	49381	35263	0,4	22,0
Shtip	31861	15235	1,1	12,6

Source: Institute for Public Health of Republic of North Macedonia - Skopje
Department of health data and publication

**HEALTH WORKERS IN OUT-OF-HOSPITAL STATIONARY UNITS
IN REPUBLIC OF NORTH MACEDONIA IN 2019**

Out-of hospital stationary units	PHYSICIANS		Health workers with Higher-level and Mid-level qualification	
	TOTAL	Specialists	TOTAL	Per 1 physician
TOTAL	1	1	30	30,0
Valandovo	0	0	4	0,0
Delchevo	0	0	0	0,0
Kratovo	0	0	2	0,0
Kr.Palanka	1	1	15	15,0
Probishtip	0	0	5	0,0
Radovish	0	0	0	0,0
Sv.Nikole	0	0	4	0,0

Source: Institute for Public Health of Republic of North Macedonia - Skopje
Department of health data and publication

**BEDS IN OUT-OF-HOSPITAL STATIONARY UNITS IN REPUBLIC OF NORTH MACEDONIA
IN 2019**

Out-of hospital stationary units	BEDS		
	Number	Per 1 physician	Per 1000 inhabitants
TOTAL	56	56,0	1,6
Valandovo	13	0,0	5,0
Delchevo	0	0,0	0,0
Kratovo	8	0,0	4,3
Kr.Palanka	24	24,0	1,0
Probishtip	6	0,0	1,9
Radovish	0	0,0	0,0
Sv.Nikole	5	0,0	1,2

Source: Institute for Public Health of Republic of North Macedonia - Skopje
Department of health data and publication

**NUMBER OF PATIENTS, AVERAGE LENGTH OF STAY AND BED OCCUPANCY
IN OUT-OF-HOSPITAL STATIONARY UNITS IN REPUBLIC OF NORTH MACEDONIA IN 2019**

Out-of-hospital stationary units	Treated patients	Utilized bed-days	Average length of stay	Bed occupancy	Bed turnover
TOTAL	324	2456	7,6	12,0	5,8
Valandovo	13	46	3,5	1,0	1,0
Delchevo	0	0	0,0	0,0	0,0
Kratovo	9	13	1,4	0,4	1,1
Kr.Palanka	292	2374	8,1	27,1	12,2
Probishtip	1	3	3,0	0,1	0,2
Radovish	0	0	0,0	0,0	0,0
Sv.Nikole	9	20	2,2	1,1	1,8

Source: Institute for Public Health of Republic of North Macedonia - Skopje
Department of health data and publication



SECONDARY HEALTH CARE

NETWORK OF HEALTH INSTITUTIONS IN SECONDARY HEALTH CARE IN REPUBLIC OF NORTH MACEDONIA IN 2019

HEALTH REGIONS	General hospitals	Clinical hospitals	Institutes for health protection	Rehabilitation and treatment centers	Special hospitals for pulmonary diseases and TB	Special hospitals for psychiatric diseases	Other special hospitals
REPUBLIC OF N. MACEDONIA	14	4	10	6	2	3	7
Bitola	0	1	1	1	0	0	1
M.Brod	0	0	0	0	0	0	0
Valandovo	0	0	0	0	0	0	0
Veles	1	0	1	0	1	0	0
Vinica	0	0	0	0	0	0	0
Gevgelija	1	0	0	0	0	1	0
Gostivar	1	0	0	0	0	0	0
Debar	1	0	0	0	0	0	0
Delchevo	0	0	0	0	0	0	0
D.Hisar	0	0	0	0	0	1	0
Kavadarci	1	0	0	0	0	0	0
Kichevo	1	0	0	0	0	0	0
Kochani	1	0	1	0	0	0	0
Kratovo	0	0	0	0	0	0	0
Kr.Palanka	0	0	0	0	0	0	0
Krushevo	0	0	0	0	0	0	0
Kumanovo	1	0	1	0	0	0	0
Negotino	0	0	0	0	0	0	0
Ohrid	1	0	1	1	0	0	1
Prilep	1	0	1	0	0	0	0
Probishtip	0	0	0	0	0	0	0
Radovish	0	0	0	0	0	0	0
Resen	0	0	0	1	0	0	0
Sv.Nikole	0	0	0	0	0	0	0
Skopje	2	1	1	2	0	1	5
Struga	1	0	0	1	0	0	0
Strumica	1	0	1	0	0	0	0
Tetovo	0	1	1	0	1	0	0
Shtip	0	1	1	0	0	0	0

Source: Institute for Public Health of Republic of North Macedonia - Skopje
Department of health data and publication

**HEALTH WORKERS IN SPECIALIST-CONSULTANCY PRACTICE
IN SECONDARY HEALTH CARE IN REPUBLIC OF NORTH MACEDONIA IN 2019**

HEALTH REGIONS	UNITS LOCATIONS	PHYSICIANS		Health workers with Higher-level and Mid-level qualification	
		TOTAL	Specialists	TOTAL	Per 1 physician
REPUBLIC OF N.MACEDONIA	600	991	813	1580	1,6
Berovo	6	7	5	8	1,1
Bitola	42	73	60	105	1,4
M.Brod	2	2	2	4	2,0
Valandovo	2	3	2	3	1,0
Veles	23	31	27	43	1,4
Vinica	5	7	4	6	0,9
Gevgelija	17	15	13	19	1,3
Gostivar	17	44	25	103	2,3
Debar	11	11	11	17	1,5
Delchevo	8	15	12	19	1,3
D.Hisar	5	6	5	6	1,0
Kavadarci	25	27	24	45	1,7
Kichevo	10	18	11	24	1,3
Kochani	21	27	19	48	1,8
Kratovo	4	4	2	3	0,8
Kr.Palanka	7	7	5	21	3,0
Krushevo	2	3	3	3	1,0
Kumanovo	35	51	37	119	2,3
Negotino	9	13	9	18	1,4
Ohrid	16	46	42	76	1,7
Prilep	24	31	28	74	2,4
Probishtip	5	7	4	6	0,9
Radovish	8	12	7	8	0,7
Resen	9	11	11	11	1,0
Sv.Nikole	4	6	6	8	1,3
Skopje	198	352	306	530	1,5
Struga	12	32	20	55	1,7
Strumica	24	39	34	65	1,7
Tetovo	26	58	49	81	1,4
Shtip	23	33	30	52	1,6

Source: Institute for Public Health of Republic of North Macedonia - Skopje
Department of health data and publication

**HEALTH WORKERS IN SERVICES FOR PULMONARY DISEASES
AND TUBERCULOSIS IN REPUBLIC OF NORTH MACEDONIA IN 2019**

HEALTH REGIONS	PHYSICIANS		Health workers with Higher-level and Mid-level qualification
	TOTAL	Specialists	TOTAL
REPUBLIC OF N.MACEDONIA	13	11	20
Berovo	0	0	0
Bitola	1	1	3
M.Brod	0	0	0
Valandovo	0	0	0
Veles	1	1	1
Vinica	0	0	0
Gevgelija	0	0	0
Gostivar	3	2	3
Debar	0	0	0
Delchevo	0	0	0
D.Hisar	0	0	0
Kavadarci	0	0	0
Kichevo	0	0	0
Kochani	0	0	0
Kratovo	0	0	0
Kr.Palanka	0	0	0
Krushevo	0	0	0
Kumanovo	0	0	0
Negotino	0	0	0
Ohrid	1	1	3
Prilep	1	1	1
Probishtip	1	1	1
Radovish	0	0	0
Resen	0	0	0
Sv.Nikole	0	0	0
Skopje	2	2	2
Struga	0	0	0
Strumica	0	0	0
Tetovo	3	2	6
Shtip	0	0	0

Source: Institute for Public Health of Republic of North Macedonia - Skopje
Department of health data and publication

**HEALTH WORKERS IN SERVICES FOR MEDICAL REHABILITATION
IN SECONDARY HEALTH CARE IN REPUBLIC OF NORTH MACEDONIA IN 2019**

HEALTH REGIONS	UNITS LOCATIONS	PHYSICIANS		Health workers with Higher-level and Mid-level qualification	
		TOTAL	Specialists	TOTAL	Per 1 physician
REPUBLIC OF N.MACEDONIA	48	70	63	249	2,8
Berovo	0	0	0	0	0,0
Bitola	2	2	2	11	7,5
M. Brod	0	0	0	0	0,0
Valandovo	1	0	0	2	0,0
Veles	1	1	1	11	0,0
Vinica	0	0	0	0	0,0
Gevgelija	1	1	1	13	12,0
Gostivar	1	3	2	16	5,0
Debar	0	0	0	0	0,0
Delchevo	0	0	0	0	0,0
Demir Hisar	0	0	0	0	0,0
Kavadarci	1	1	1	2	2,0
Kichevo	0	0	0	0	0,0
Kochani	2	1	1	9	7,0
Kratovo	1	1	1	1	1,0
Kr.Palanka	1	1	1	2	2,0
Krushevo	1	0	0	1	0,0
Kumanovo	1	2	1	9	9,0
Negotino	1	2	1	2	1,0
Ohrid	2	4	3	4	0,3
Prilep	1	3	3	13	5,7
Probishtip	0	0	0	0	0,0
Radovish	0	0	0	0	0,0
Resen	0	0	0	0	0,0
Sv.Nikole	0	0	0	0	0,0
Skopje	27	41	39	117	1,7
Struga	1	0	0	0	0,0
Strumica	1	3	2	11	7,5
Tetovo	1	3	3	24	4,0
Shtip	1	1	1	1	1,0

Source: Institute for Public Health of Republic of North Macedonia - Skopje
Department of health data and publication

**HEALTHCARE WORKERS IN THE SERVICE FOR TRANSFUSION OF BLOOD IN SECONDARY
HEALTH CARE IN THE REPUBLIC OF NORTH MACEDONIA IN 2019**

HEALTH REGIONS	UNITS LOCATIONS	PHYSICIANS		Health workers with Higher-level and Mid-level qualification	
		TOTAL	Specialists	TOTAL	Per 1 physician
REPUBLIC OF N.MACEDONIA	16	43	31	104	2,4
Bitola	1	7	7	13	1,9
Veles	1	1	1	5	5,0
Gevgelija	1	1	1	2	2,0
Gostivar	1	4	3	5	1,3
Kavadarci	1	1	1	5	5,0
Kichevo	1	2	1	5	2,5
Kochani	1	1	1	1	1,0
Kr.Palanka	1	1	1	1	1,0
Kumanovo	1	2	1	8	4,0
Ohrid	1	3	2	7	2,3
Prilep	1	3	2	9	3,0
Skopje	1	1	1	10	10,0
Struga	1	2	0	7	3,5
Strumica	1	3	3	7	2,3
Tetovo	1	6	4	11	1,8
Shtip	1	5	2	8	1,6

Source: Institute for Public Health of Republic of North Macedonia - Skopje
Department of health data and publication

**HEALTH WORKERS IN SERVICES FOR DERMATOVENEROLOGY
IN REPUBLIC OF NORTH MACEDONIA IN 2019**

HEALTH REGIONS	PHYSICIANS		Health workers with Higher-level and Mid-level qualification	
	TOTAL	Specialists	TOTAL	Per 1 physician
REPUBLIC OF N.MACEDONIA	7	6	8	1,1
Bitola	2	2	2	1,0
Ohrid	3	2	4	1,3
Prilep	2	2	2	1,0

Source: Institute for Public Health of Republic of North Macedonia - Skopje
Department of health data and publication

VISITS AT SPECIALIST-CONSULTANCY SERVICES PHYSICIAN'S OFFICE IN SECONDARY HEALTH CARE IN REPUBLIC OF NORTH MACEDONIA IN 2019

HEALTH REGIONS	Visits at physician's office		Number of revisits on initial visits	Dally visits per 1 physician
	Total	Initial visits		
REPUBLIC OF N.MACEDONIA	3606736	2711303	0,3	13,0
Berovo	14370	13706	0,0	7,3
Bitola	304553	268993	0,1	14,9
M.Brod	2681	2624	0,0	4,8
Valandovo	4777	3011	0,6	5,7
Veles	143644	114268	0,3	16,5
Vinica	13863	13103	0,1	7,1
Gevgelija	66833	47808	0,4	15,9
Gostivar	116695	88757	0,3	9,5
Debar	20651	8631	1,4	6,7
Delchevo	30244	17361	0,7	7,2
D.Hisar	9697	8995	0,1	5,8
Kavadarci	95229	78941	0,2	12,6
Kichevo	56317	39959	0,4	11,2
Kochani	79810	64330	0,2	10,6
Kratovo	10449	9064	0,2	9,3
Kr.Palanka	39646	31105	0,3	20,2
Krushevo	8217	8168	0,0	9,8
Kumanovo	320419	232476	0,4	22,4
Negotino	31647	28149	0,1	8,7
Ohrid	106134	70194	0,5	8,2
Prilep	195337	148873	0,3	22,5
Probishtip	9795	9269	0,1	5,0
Radovish	28249	22882	0,2	8,4
Resen	28513	20864	0,4	9,3
Sv.Nikole	18266	15915	0,1	10,9
Skopje	1150996	864486	0,3	11,7
Struga	104105	64767	0,6	11,6
Strumica	158585	61228	1,6	14,5
Tetovo	308913	253919	0,2	19,0
Shtip	128101	99457	0,3	15,3

Source: Institute for Public Health of Republic of North Macedonia - Skopje
Department of health data and publication

**VISITS AT PHYSICIAN'S OFFICE IN MEDICAL REHABILITATION PRACTICE
IN SECONDARY HEALTH CARE IN REPUBLIC OF NORTH MACEDONIA IN 2019**

HEALTH REGIONS	Visits at physician's office		Number of revisits on initial visits	Daily visits per 1 physician
	Total	Initial visits		
REPUBLIC OF N.MACEDONIA	929417	611336	0,6	25,9
Berovo	5178	3472	1,6	16,0
Bitola	42698	29893	0,5	9,7
M.Brod	1711	1371	0,3	6,1
Valandovo	2352	1720	0,5	11,2
Veles	50524	26877	0,8	25,1
Vinica	9899	3246	2,5	0,0
Gevgelija	10825	5807	1,8	68,6
Gostivar	32126	22826	0,6	41,2
Debar	12260	11292	0,3	12,6
Delchevo	6418	2269	1,9	15,1
D.Hisar	1855	1358	0,5	6,2
Kavadarci	39709	20100	1,1	18,8
Kichevo	19923	13134	0,6	18,5
Kochani	20074	10218	1,0	0,0
Kratovo	3357	1272	1,2	6,0
Kr.Palanka	7971	5169	0,5	10,5
Krushevo	437	148	2,2	0,0
Kumanovo	78879	50771	0,5	71,0
Negotino	12072	5198	1,4	45,7
Ohrid	23117	18010	0,5	8,5
Prilep	56953	25652	1,3	105,5
Probishtip	7730	5024	0,7	17,4
Radovish	21438	14264	0,5	26,6
Resen	7588	4716	0,7	25,2
Sv.Nikole	8412	4327	0,9	29,6
Skopje	211193	122113	0,7	34,1
Struga	16914	11037	1,1	7,8
Strumica	49074	31599	0,6	56,0
Tetovo	134748	134467	0,0	21,8
Shtip	33982	23986	0,6	13,3

Source: Institute for Public Health of Republic of North Macedonia - Skopje
Department of health data and publication

**NUMBER OF BEDS IN INPATIENT INSTITUTIONS ON
SECONDARY LEVEL IN REPUBLIC OF NORTH MACEDONIA IN 2019**

HEALTH REGIONS	NUMBER OF BEDS	Per 1000 inhabitants
REPUBLIC OF N.MACEDONIA	6013	2,9
Bitola	493	4,9
Veles	339	5,1
Gevgelija	370	10,9
Gostivar	203	1,7
Debar	86	3,1
Demir Hisar	375	47,4
Kavadarci	119	2,8
Kichevo	66	1,2
Kochani	120	2,5
Kumanovo	322	2,2
Ohrid	445	8,1
Prilep	317	3,4
Resen	72	4,5
Skopje	1322	2,1
Struga	213	3,1
Strumica	307	3,2
Tetovo	436	2,2
Shtip	408	7,7

Source: Institute for Public Health of Republic of North Macedonia - Skopje
Department of health data and publication

NUMBER OF BEDS IN INPATIENT INSTITUTIONS ON SECONDARY LEVEL
 IN REPUBLIC OF NORTH MACEDONIA IN 2019

HEALTH REGIONS	General and clinic hospitals	Special hospitals for psychiatric diseases	Special hospitals for pulmonary diseases and TB	Rehabilitation and treatment centers	Spa	Other special hospitals	Total	
							Number	Per 1000 inhabitants
REPUBLIC OF N.MACEDONIA	4187	615	115	290	180	626	6013	2,9
Bitola	480	-	-	-	-	13	493	4,9
Veles	269	-	70	-	-	-	339	5,1
Gevgelija	130	240	-	-	-	-	370	10,9
Gostivar	203	-	-	-	-	-	203	1,7
Debar	86	-	-	-	-	-	86	3,1
Demir Hisar	-	375	-	-	-	-	375	0,2
Kavadarci	119	-	-	-	-	-	119	2,8
Kichevo	66	-	-	-	-	-	66	1,4
Kochani	120	-	-	-	-	-	120	2,1
Kumanovo	322	-	-	-	-	-	322	2,2
Ohrid	189	-	-	95	-	161	445	8,1
Prilep	317	-	-	-	-	-	317	3,4
Resen	-	-	-	72	-	-	72	0,0
Skopje	690	-	-	-	180	452	1322	0,6
Struga	90	-	-	123	-	-	213	3,1
Strumica	307	-	-	-	-	-	307	3,2
Tetovo	391	-	45	-	-	-	436	2,2
Shtip	408	-	-	-	-	-	408	7,8

Source: Institute for Public Health of Republic of North Macedonia - Skopje

Department of health data and publication

HEALTH PERSONNEL AND BEDS IN INPATIENT DEPARTMENTS OF GENERAL AND CLINIC HOSPITALS IN REPUBLIC OF NORTH MACEDONIA IN 2019

DEPARTMENTS	Physicians		Health personnel with higher and mid-level qualification		Beds		
	Total	Specialists	Number	Per 1 physician	Number	Per 1 physician	Per 1000 inh.
TOTAL	1260+6*	885+6*	3055	2,4	4187	3,3	2,0
1.MEDICAL GROUP	556	390	1252	2,3	2179	3,9	1,05
Internal medicine	246	157	480	2,0	802	3,3	0,39
Infectology	38	28	126	3,3	316	8,3	0,15
Pediatrics	111	74	278	2,5	396	3,6	1,36
Neurology	31	26	77	2,5	109	3,5	0,05
Neuropsychiatry	44	30	111	2,5	221	5,0	0,11
Cardiology	30	28	40	1,3	10	0,3	0,00
Psychiatry	30	25	70	2,3	90	3,0	0,04
Pulmonology and TB	4	3	14	3,5	39	9,8	0,02
Dermatovenerology	14	12	19	1,4	44	3,1	0,02
Medical rehabilitation	8	7	37	4,6	152	19,0	0,07
Nephrology							
2. SURGICAL GROUP	704+6*	495+6*	1803	2,5	2008	2,8	0,97
Surgery	299	203	688	2,3	678	2,3	0,33
Neurosurgery	5	3	8	1,6	10	2,0	0,00
Cardiosurgery	12	11	62	5,2	111	9,3	0,05
Orthopedics	29	22	88	3,0	157	5,4	0,08
Gynecology	71	50	193	2,7	255	3,6	0,29
Obstetrics	111	82	383	3,5	362	3,3	0,72
ENT	39	29	81	2,1	146	3,7	0,07
Ophthalmology	38	29	55	1,4	149	3,9	0,07
Urology	22	13	45	2,0	89	4,0	0,04
Maxillofacial surgery	6*	6*	11	1,8	19	3,2	0,01
Anesthesiology	78	53	189	2,4	32	0,4	0,02

*Dentists

Source: Institute for Public Health of Republic of North Macedonia - Skopje
Department of health data and publication

**NUMBER OF PATIENTS, AVERAGE LENGTH OF STAY AND BED OCCUPANCY
IN INPATIENT DEPARTMENTS OF GENERAL AND CLINIC HOSPITALS
IN REPUBLIC OF NORTH MACEDONIA IN 2019**

DEPARTMENTS	Treated patients	Utilized bed-days	Average length of stay	Bed occupancy	Bed turnover
TOTAL	139202	721031	5,2	47,2	33,2
1. MEDICAL GROUP	63465	432242	6,8	54,3	29,1
Internal medicine	32179	204862	6,4	70,0	40,1
Infectology	6133	42758	7,0	37,1	19,4
Pediatrics	12115	56565	4,7	39,1	30,6
Neurology	2669	20714	7,8	52,1	24,5
Neuropsychiatry	4630	41134	8,9	51,0	21,0
Cardiology	1045	2882	2,8	79,0	104,5
Psychiatry	995	13322	13,4	40,6	11,1
Pulmonology and TB	359	2953	8,2	20,7	9,2
Dermatovenerology	1217	10815	8,9	67,3	27,7
Medical rehabilitation	2123	36237	17,1	65,3	14,0
Nephrology					
2. SURGICAL GROUP	75737	288789	3,8	39,4	37,7
Surgery	31499	118782	3,8	48,0	46,5
Neurosurgery	349	1208	3,5	33,1	34,9
Cardiosurgery	4195	28957	6,9	71,5	37,8
Orthopedics	3338	21506	6,4	37,5	21,3
Gynecology	9758	23655	2,4	25,4	38,3
Obstetrics	13891	54132	3,9	41,0	38,4
ENT	3070	14954	4,9	28,1	21,0
Ophthalmology	5093	11479	2,3	21,1	34,2
Urology	2704	12438	4,6	38,3	30,4
Maxillofacial surgery	449	787	1,8	11,3	23,6
Anesthesiology	1391	891	0,6	7,6	43,5

Source: Institute for Public Health of Republic of North Macedonia - Skopje
Department of health data and publication

HEALTH PERSONNEL AND BEDS IN SPECIAL HOSPITALS ON SECONDARY LEVEL
 IN REPUBLIC OF NORTH MACEDONIA IN 2019

SPECIAL HOSPITALS	Physicians		Health personnel with higher and mid-level qualification		Beds	
	Total	Specialists	Total	Per 1 physician	Total	Per 1 physician
Special hospitals for pulmonary diseases and tuberculosis	12	9	31	2,6	115	9,6
Special hospital for pulmonary diseases and TB - Lesok	6	4	13	2,2	45	7,5
Special hospital for pulmonary diseases and TB - Jasenovo	6	5	18	3,0	70	11,7
Institute for orthopedics and traumatology "St. Erasmo" - Ohrid	28	18	112	4,0	161	5,8
Special Hospital for Gynecology and Obstetrics - "Plodnost", Bitola	14	12	29	2,1	13	0,9
Neuropsychiatry hospitals	29+1*	12	207	6,9	615	20,5
Neuropsychiatry hospital Negorci-Gevgelija	9	5	62	6,9	240	26,7
Psychiatric hospital Demir Hisar	20+1*	7	145	14,3	375	41,7
Institute for gerontology "13th November" - Skopje	22	10	146	6,6	342	15,5
Special hospital "Zan Mitrev" - Skopje	4	4	13	3,3	6	1,5
European eye hospital - Skopje	3	3	12	4,0	6	2,0

*Dentists

 Source: Institute for Public Health of Republic of North Macedonia - Skopje
 Department of health data and publication

**NUMBER OF PATIENTS, AVERAGE LENGTH OF STAY AND BED OCCUPANCY
IN SPECIAL HOSPITALS IN REPUBLIC OF NORTH MACEDONIA IN 2019**

SPECIAL HOSPITALS	Treated patients	Utilized bed-days	Average length of stay	Bed occupancy	Bed turnover
Special hospitals for pulmonary diseases and tuberculosis	2071	18196	8,8	43,3	18,0
Special hospital for pulmonary diseases and TB - Lesok	885	7612	8,6	46,3	19,7
Special hospital for pulmonary diseases and TB - Jasenovno	1186	10584	8,9	41,4	16,9
Institute for orthopedics and traumatology "St. Erasmo" - Ohrid	2714	27544	10,1	46,9	16,9
Special Hospital for Gynecology and Obstetrics - „Plodnost“, Bitola	1045	2944	2,8	62,0	80,4
Neuropsychiatry hospitals	813	211421	260,1	94,2	1,3
Neuropsychiatry hospital Negorci-Gevgelija	424	107542	253,6	122,8	1,8
Psychiatric hospital Demir Hisar	389	103879	267,0	75,9	1,0
Institute for gerontology "13th November" - Skopje	806	124330	154,3	99,6	2,4
Special hospital "Zan Mitrev" - Skopje	608	608	1,0	27,8	101,3
European eye hospital - Skopje	487	487	1,0	22,2	81,2

Source: Institute for Public Health of Republic of North Macedonia - Skopje
Department of health data and publication

HEALTH PERSONNEL IN REHABILITATION CENTERS AND ENVIRONMENTAL
 FACTOR TREATMENT HOSPITAL IN REPUBLIC OF NORTH MACEDONIA IN 2019

REHABILITATION CENTERS	Physicians			Health personnel with higher and mid-level qualification		BEDS	
	Total	Specialists	Total	Per 1 physician	Total	Per 1 physician	
Institutes - Rehabilitation centers	48	29	128	2,7	290	6,0	
Institute for prevention and treatment of cardiovascular diseases - Ohrid	22	10	44	2,0	95	4,3	
P.H.O. - Institute for dialysis, nephrology and rehabilitation - Struga	19	14	69	3,6	123	6,5	
Institute for prevention, treatment and rehabilitation of chronic respiratory and specific diseases - Oteshevo	7	5	15	2,1	72	10,3	
Institute for rehabilitation of speech, voice and hearing - Skopje	0	0	0	0,0	0	0,0	
Other hospitals	4	4	16	4,0	180	45,0	
Environmental factor treatment hospital Katlanovo-Skopje	4	4	16	4,0	180	45,0	

Source: Institute for Public Health of Republic of North Macedonia - Skopje
 Department of health data and publication

**NUMBER OF PATIENTS, AVERAGE LENGTH OF STAY AND BED OCCUPANCY IN REHABILITATION CENTERS
AND ENVIRONMENTAL FACTOR TREATMENT HOSPITAL IN REPUBLIC OF NORTH MACEDONIA IN 2019**

REHABILITATION CENTERS	Treated patients	Utilized bed-days	Average length of stay	Bed occupancy	Bed turnover
Institutes - Rehabilitation centers	4240	65550	15,5	61,9	14,6
Institute for prevention and treatment of cardiovascular diseases - Ohrid	2757	17206	6,2	49,6	29,0
P.H.O. - Institute for dialysis, nephrology and rehabilitation - Struga	551	36417	66,1	81,1	4,5
Institute for prevention, treatment and rehabilitation of chronic respiratory and specific diseases - Oteshevo	932	11927	12,8	45,4	12,9
Institute for rehabilitation of speech, voice and hearing - Skopje	0	0	0,0	0,0	0,0
Other hospitals	744	15750	21,2	24,0	4,1
Environmental factor treatment hospital Katlanovo-Skopje	744	15750	21,2	24,0	4,1

Source: Institute for Public Health of Republic of North Macedonia - Skopje
Department of health data and publication



TERTIARY HEALTH CARE

**VISITS IN SPECIALIST-CONSULTANCY PRACTICE IN TERTIARY HEALTH CARE
IN REPUBLIC OF NORTH MACEDONIA IN 2019**

SPECIALIST-CONSULTANCY PRACTICE	Visits at physician's office		Number of revisits per 1 initial visit	Daily visits per 1 physician
	Total	Initial visits		
TOTAL	809883	595987	0,4	25,2
1. University clinics	702690	514208	0,4	33,0
2. Surgery clinic "St. Naum Ohridski"-Skopje	0	0	0,0	0,0
3. Institute of Occupational Health - Chair	50773	43414	0,2	16,5
4. Institut for patophysiology	11207	1961	4,7	2,9
5. Special Hospitals:				
- Institute for pulmonary diseases and TB - Skopje	7000	6574	0,0	12,5
- Special hospital for pulmonary diseases in children - Kozle, Skopje	23530	18131	0,3	12,0
Special Hospital of Gynecology and Obstetrics Mother Teresa - Skopje	8566	8566	0,0	30,6
- Psychiatric hospital "Skopje"-Skopje	6117	3133	1,0	5,5

Source: Institute for Public Health of Republic of North Macedonia - Skopje
Department of health data and publication

**HEALTH WORKERS IN SPECIALIST-CONSULTANCY SERVICES IN TERTIARY HEALTH CARE
IN REPUBLIC OF NORTH MACEDONIA IN 2019**

SPECIALIST-CONSULTANCY SERVICES	Physicians		Health workers with HQ and MLQ	
	Total	Specialists	Total	Per 1 physician
TOTAL	129	99	216	1,7
1. University clinics	97	72	165	1,7
2. Surgery clinic "St. Naum Ohridski"-Skopje	0	0	0	0,0
3. Institute of Occupational Health - Chair	9	9	16	1,8
4. Institut for patophysiology	15	11	13	0,9
5. Special Hospitals:				
- Institute for pulmonary diseases and TB - Skopje	1	0	6	0,0
- Special hospital for pulmonary diseases in children - Kozle, Skopje	1	1	4	4,0
Special Hospital of Gynecology and Obstetrics Mother Teresa - Skopje	1	1	5	0,0
- Psychiatric hospital "Skopje"-Skopje	5	5	7	1,4

Source: Institute for Public Health of Republic of North Macedonia - Skopje
Department of health data and publication

**HEALTH WORKERS AND VISITS IN MEDICAL REHABILITATION PRACTICE IN TERTIARY HEALTH CARE
IN REPUBLIC OF NORTH MACEDONIA IN 2019**

MEDICAL REHABILITATION PRACTICE	Physicians		Health workers with HQ and MLQ		Visits at physician's office		Number of re-visits per 1 initial visit	Daily visits per 1 physician
	Total	Specialists	Total	Per 1 physician	Total	Initial visits		
Institute for medical rehabilitation - Skopje	0	0	44	0	16029	11632	0,4	63,4

Source: Institute for Public Health of Republic of North Macedonia - Skopje
Department of health data and publication

**HEALTHCARE WORKERS IN THE SERVICE FOR TRANSFUSION OF BLOOD IN TERTIARY HEALTH CARE
IN THE REPUBLIC OF NORTH MACEDONIA IN 2019**

BLOOD TRANSFUSION PRACTICE	Physicians		Health workers with HQ and MLQ	
	Total	Specialists	Total	Per 1 physician
TOTAL	65	55	158	2,4
Transfuziologija medicine institute of Republic of North Macedonia	37	24	150	4,1
University Surgery clinic "St.Naum Ohridski" - Skopje	0	0	0	0,0
Special Hospital for Gynecology and Obstetrics - Chair, Skopje	0	0	0	0,0

Source: Institute for Public Health of Republic of North Macedonia - Skopje
Department of health data and publication

**HEALTH PERSONNEL AND BEDS IN UNIVERSITY CLINICS AND CLINICS
IN REPUBLIC OF NORTH MACEDONIA IN 2019**

UNIVERSITY CLINICS AND CLINICS	Physicians		Health personnel with higher and mid-level qualification		Beds	
	Total	Specialists	Total	Per 1 physician	Total	Per 1 physician
TOTAL (1+2+3)	689	530	1535	2,2	1854	2,7
1.MEDICAL GROUP	325	262	606	1,9	909	2,8
University clinic for infectious diseases and febrile conditions	30	24	45	1,5	99	3,3
University clinic for pediatric diseases	67	48	173	2,6	240	3,6
University clinic for neurology	26	19	52	2,0	89	3,4
University clinic for psychiatry	16	13	33	2,1	55	3,4
University clinic for dermatology	17	16	13	0,8	29	1,7
University clinic for gastroenterohepatology	23	19	32	1,4	48	2,1
University clinic for pulmonology and allergology	24	22	34	1,4	48	2,0
University clinic for cardiology	45	42	99	2,2	120	2,7
University clinic for toxicology	16	15	28	1,8	31	1,9
University clinic for nephrology	14	12	26	1,9	45	3,2
University clinic for endocrinology, diabetes and metabolic disorders	17	13	24	1,4	28	1,6
University clinic for rheumatology	15	8	17	1,1	42	2,8
University clinic for hematology	15	11	30	2,0	35	2,3
2.SURGICAL GROUP	320	240	834	2,6	814	2,5
University clinic for anesthesiology, reanimation and intensive treatment	56	31	78	1,4	18	0,3
University clinic for digestive surgery	18	17	66	3,7	71	3,9
University clinic for urology	15	14	44	2,9	33	2,2
University clinic for pediatric surgery	16	10	50	3,1	54	3,4
University clinic for neurology surgery	13	8	78	6,0	54	4,2
University clinic for thoracic and vascular surgery	13	11	58	4,5	52	4,0
University clinic for cardio cyrgery	13	13	46	3,5	16	1,2
University clinic for plastic and reconstructive surgery	21	12	52	2,5	35	1,7
University clinic for traumatology	7	7	34	4,9	42	6,0
University clinic for orthopedic diseases	39	30	65	1,7	135	3,5
University clinic for gynecology and obstetrics	38	30	98	2,6	94	2,5
	34	27	104	3,1	73	2,1
University clinic for otorinolaringology	20	17	27	1,4	58	2,9
University clinic for ophtalmology	17	13	34	2,0	79	4,6
3. UNIVERSITY CLINIC FOR RADIOTHERAPY AND ONCOLOGY	44	28	95	2,2	131	3,0
4. SURGERY CLINIC "ST. NAUM OHRIDSKI"-SKOPJE	60	37	91	1,5	140	2,3
5. UNIVERSITY CLINIC FOR SURGERY OF THE FACE, JAW AND NECK - MAXILLOFACIAL SURGERY, SKOPJE	2+12*	1+12*	15	1,1	29	2,1
TOTAL (1+2+3+4+5)	751+12*	568+12*	1641	2,2	2023	2,7

* Dentists

 Source: Institute for Public Health of Republic of North Macedonia - Skopje
Department of health data and publication

**NUMBER OF PATIENTS, AVERAGE LENGTH OF STAY AND BED OCCUPANCY
IN UNIVERSITY CLINICS AND CLINICS IN REPUBLIC OF NORTH MACEDONIA IN 2019**

UNIVERSITY CLINICS AND CLINICS	Treated patients	Utilized bed-days	Average length of stay	Bed occupancy	Bed turnover
TOTAL (1+2+3)	70152	398517	5,7	58,9	37,8
1.MEDICAL GROUP	28376	194322	6,8	58,6	31,2
University clinics for infectious diseases and febrile conditions	2333	24262	10,4	67,1	23,6
University clinic for pediatric diseases	5914	39417	6,7	45,0	24,6
University clinic for neurology	2556	22138	8,7	68,1	28,7
University clinic for psychiatry	575	14643	25,5	72,9	10,5
University clinic for dermatology	259	4027	15,5	38,0	8,9
University clinic for gastroenterohepatology	1644	12419	7,6	70,9	34,3
University clinic for pulmonology and allergology	1675	8685	5,2	49,6	34,9
University clinic for cardiology	8283	17812	2,2	40,7	69,0
University clinic for toxicology	545	2884	5,3	25,5	17,6
University clinic for nephrology	2056	13523	6,6	82,3	45,7
University clinic for endocrinology	583	2668	4,6	26,1	20,8
University clinic for rheumatology	1262	18453	14,6	120,4	30,0
University clinic for hematology	691	13391	19,4	104,8	19,7
2.SURGICAL GROUP	39471	180001	4,6	60,6	48,5
University clinic for anesthesiology, reanimation and intensive treatment	1005	3071	3,1	46,7	55,8
University clinic for digestive surgery	2621	18066	6,9	69,7	36,9
University clinic for urology	2884	12460	4,3	103,4	87,4
University clinic for pediatric surgery	1752	7169	4,1	36,4	32,4
University clinic for neurology surgery	1244	10505	8,4	53,3	23,0
University clinic for thoracic and vascular surgery	2273	14963	6,6	78,8	43,7
University clinic for cardio surgery	529	6667	12,6	114,2	33,1
University clinic for plastic and reconstructive surgery	4660	8621	1,9	67,5	133,1
University clinic for traumatology	1904	14590	7,7	95,2	45,3
University clinic for orthopedic diseases	1946	15163	7,8	30,8	14,4
University clinic for gynecology and obstetrics	8217	37297	4,5	108,7	87,4
University clinic for otorinolaringology	4574	19497	4,3	73,2	62,7
University clinic for otorinolaringology	2384	8185	3,4	38,7	41,1
University clinic for ophtalmology	3478	3747	1,1	13,0	44,0
3. UNIVERSITY CLINIC FOR RADIOTHERAPY AND ONCOLOGY	2305	24194	10,5	50,6	17,6
4. SURGERY CLINIC "ST. NAUM OHRIDSKI"-SKOPJE	4974	21015	4,2	41,1	35,5
5. UNIVERSITY CLINIC FOR SURGERY OF THE FACE, JAW AND NECK - MAXILLOFACIAL SURGERY, SKOPJE	1795	5123	2,9	48,4	61,9
TOTAL (1+2+3+4+5)	76921	424655	5,5	57,5	38,0

Source: Institute for Public Health of Republic of North Macedonia - Skopje
Department of health data and publication

HEALTH PERSONNEL AND BEDS IN INSTITUTES AND SPECIAL HOSPITALS IN
 TERTIARY HEALTH CARE IN REPUBLIC OF NORTH MACEDONIA IN 2019

HOSPITALS-CENTERS	Physicians		Health personnel with higher and mid-level qualification		Beds	
	Total	Specialists	Total	Per 1 physician	Total	Per 1 physician
Institute for pulmonary diseases and TB - Skopje	14	11	22	1,6	72	5,1
Institute for pulmonary diseases in children - Kozle, Skopje	40	27	84	2,1	86	2,2
Special Hospital for Gynecology and Obstetrics - Mother Teresa - Skopje	41	31	88	2,1	86	2,1
Special hospital for gynecology, obstetrics and orthopedics SANTE PLUS - Skopje	7	7	12	1,7	18	2,6
Psychiatric hospital "Skopje"- Skopje	26+2*	25	118	4,2	388	13,9
Institute for medical rehabilitation - Skopje	14	13	35	2,5	215	15,4
TOTAL	142+2*	114	359	2,5	865	6,0

Source: Institute for Public Health of Republic of North Macedonia - Skopje
 Department of health data and publication

**NUMBER OF PATIENTS, AVERAGE LENGTH OF STAY AND BED OCCUPANCY IN
INSTITUTES AND SPECIAL HOSPITALS IN TERTIARY HEALTH CARE
IN REPUBLIC OF NORTH MACEDONIA IN 2019**

HOSPITALS-CENTERS	Treated patients	Utilized bed-days	Average length of stay	Bed occupancy	Bed turnover
Institute for pulmonary diseases and TB - Skopje	1162	14919	12,8	56,8	16,1
Institute for pulmonary diseases in children - Kozle, Skopje	2405	17015	7,1	54,2	28,0
Special Hospital for Gynecology and Obstetrics - Mother Teresa - Skopje	6085	19592	3,2	62,4	70,8
Special hospital for gynecology, obstetrics and orthopedics SANTE PLUS - Skopje	187	485	2,6	7,4	10,4
Psychiatric hospital "Skopje"-Skopje	1036	120054	115,9	84,8	2,7
Institute for medical rehabilitation - Skopje	2070	47131	22,8	60,1	9,6
TOTAL	12945	219196	16,9	69,4	15,0

Source: Institute for Public Health of Republic of North Macedonia - Skopje
Department of health data and publication



MORBIDITY

AMBULATORY AND DISPENSARY MORBIDITY (RATE/10000) DIAGNOSED IN GENERAL PRACTICE SERVICES BY HEALTH REGIONS IN REPUBLIC OF NORTH MACEDONIA, 2019

HEALTH REGIONS	AMBULATORY AND DISPENSARY MORBIDITY	
	Cases	Rate/10000
REPUBLIC OF N.MACEDONIA	4056351	25128,8
Berovo	25643	17872,2
Bitola	198687	24593,6
M.Brod	19269	22637,5
Valandovo	20327	21740,1
Veles	184633	36088,6
Vinica	34300	21922,5
Gevgelija	38411	13922,1
Gostivar	121697	12722,9
Debar	28825	13468,4
Delchevo	25848	13490,6
D.Hisar	21407	32046,4
Kavadarci	129442	38045,4
Kichevo	96566	20724,1
Kochani	50551	13164,7
Kratovo	7215	9463,5
Kr.Palanka	65301	34505,2
Krushevo	6220	8671,4
Kumanovo	158968	14626,0
Negotino	54837	29718,7
Ohrid	135329	30777,6
Prilep	123329	16818,6
Probishtip	37279	24756,9
Radovish	74866	33461,2
Resen	31282	22996,4
Sv.Nikole	24602	15137,8
Skopje	1413704	29601,5
Struga	84773	15834,8
Strumica	318791	43309,3
Tetovo	371175	24250,5
Shtip	153074	36721,6

Source: Institute for Public Health of Republic of North Macedonia - Skopje
Department of health data and publication

AMBULATORY AND DISPENSARY MORBIDITY (RATE/10000) DIAGNOSED IN CHILDREN HEALTH SERVICES BY HEALTH REGIONS IN REPUBLIC OF NORTH MACEDONIA, 2019

HEALTH REGIONS	AMBULATORY AND DISPENSARY MORBIDITY	
	Cases	Rate/10000
REPUBLIC OF N.MACEDONIA	626141	39502,9
Berovo	3286	34300,6
Bitola	31632	47332,0
M.Brod	1410	17321,9
Valandovo	1957	25219,1
Veles	26860	51298,7
Vinica	3239	28288,2
Gevgelija	4766	21172,8
Gostivar	13031	17252,7
Debar	8453	41214,0
Delchevo	2518	20015,9
D.Hisar	1357	35616,8
Kavadarci	15233	49944,3
Kichevo	13046	42343,4
Kochani	11018	39196,0
Kratovo	930	19254,7
Kr.Palanka	3215	22157,1
Krushevo	148	2035,8
Kumanovo	39024	34189,6
Negotino	4905	30129,0
Ohrid	15984	40890,3
Prilep	25624	37152,4
Probishtip	4458	40974,3
Radovish	12977	55433,6
Resen	4716	49694,4
Sv.Nikole	4318	33524,8
Skopje	241194	43179,1
Struga	8669	17837,4
Strumica	41296	57038,7
Tetovo	56907	34418,2
Shtip	23970	63262,1

Source: Institute for Public Health of Republic of North Macedonia - Skopje
Department of health data and publication

**AMBULATORY AND DISPENSARY MORBIDITY (RATE/10000) DIAGNOSED
IN SCHOOL CHILDREN AND YOUTH HEALTH SERVICES BY HEALTH REGIONS
IN REPUBLIC OF NORTH MACEDONIA, 2019**

HEALTH REGIONS	AMBULATORY AND DISPENSARY MORBIDITY	
	Cases	Rate/10000
REPUBLIC OF N.MACEDONIA	655192	14808,2
Berovo	4262	12997,9
Bitola	17125	9090,7
M.Brod	2151	8614,3
Valandovo	3528	15399,4
Veles	31952	23570,4
Vinica	4781	12628,1
Gevgelija	5480	8992,5
Gostivar	30605	11288,8
Debar	6553	9195,9
Delchevo	3419	7690,1
D.Hisar	1694	12100,0
Kavadarci	15385	18427,4
Kichevo	12120	10437,5
Kochani	13931	15340,8
Kratovo	1465	9116,4
Kr.Palanka	4673	10678,7
Krushevo	871	4234,3
Kumanovo	32919	9548,4
Negotino	10229	22092,9
Ohrid	22984	21324,9
Prilep	29916	14973,0
Probishtip	5595	16288,2
Radovish	12763	19629,3
Resen	3343	12735,2
Sv.Nikole	6597	17738,6
Skopje	219364	16325,7
Struga	11881	7549,7
Strumica	45073	22456,8
Tetovo	67884	13999,6
Shtip	26649	26291,4

Source: Institute for Public Health of Republic of North Macedonia - Skopje
Department of health data and publication

AMBULATORY AND DISPENSARY MORBIDITY (RATE/10000) DIAGNOSED IN WOMEN HEALTH SERVICES BY HEALTH REGIONS IN REPUBLIC OF NORTH MACEDONIA, 2019

HEALTH REGIONS	AMBULATORY AND DISPENSARY MORBIDITY	
	Cases	Rate/10000
REPUBLIC OF N.MACEDONIA	319320	3663,5
Berovo	4498	5978,2
Bitola	15445	3530,8
M.Brod	0	0,0
Valandovo	2202	4586,5
Veles	18043	6669,3
Vinica	1295	1573,9
Gevgelija	633	431,0
Gostivar	2832	544,5
Debar	3613	3153,5
Delchevo	4238	4253,7
D.Hisar	0	0,0
Kavadarci	6611	3666,7
Kichevo	12991	5225,2
Kochani	16386	8028,8
Kratovo	0	0,0
Kr.Palanka	0	0,0
Krushevo	0	0,0
Kumanovo	4319	735,6
Negotino	3752	3854,5
Ohrid	5372	2228,8
Prilep	9965	2554,5
Probishtip	1929	2488,4
Radovish	10256	8687,8
Resen	4168	5893,7
Sv.Nikole	3216	3849,7
Skopje	121203	4600,0
Struga	3568	1223,0
Strumica	12052	3066,4
Tetovo	35498	4283,2
Shtip	15235	6796,2

Source: Institute for Public Health of Republic of North Macedonia - Skopje
Department of health data and publication

AMBULATORY AND DISPENSARY MORBIDITY (RATE/10000) DIAGNOSED IN DENTAL HEALTH SERVICES BY HEALTH REGIONS IN REPUBLIC OF NORTH MACEDONIA, 2019

HEALTH REGIONS	AMBULATORY AND DISPENSARY MORBIDITY	
	Cases	Rate/10000
REPUBLIC OF N.MACEDONIA	835864	4029,2
Berovo	6566	3726,0
Bitola	80468	7963,3
M.Brod	3144	2832,9
Valandovo	1756	1493,1
Veles	30643	4644,8
Vinica	6845	3534,0
Gevgelija	7720	2260,6
Gostivar	9872	821,4
Debar	0	0,0
Delchevo	5911	2504,0
D.Hisar	1391	1712,2
Kavadarci	20802	4847,4
Kichevo	6772	1190,7
Kochani	27296	5733,9
Kratovo	4890	5249,6
Kr.Palanka	4223	1790,6
Krushevo	6060	6455,0
Kumanovo	56494	3941,9
Negotino	3010	1290,5
Ohrid	741	133,7
Prilep	90399	9552,2
Probishtip	7939	5282,5
Radovish	18214	5572,8
Resen	2715	1666,3
Sv.Nikole	5907	2924,3
Skopje	312687	4994,4
Struga	1579	231,2
Strumica	12612	1329,2
Tetovo	76670	3814,1
Shtip	22538	4276,0

Source: Institute for Public Health of Republic of North Macedonia - Skopje
Department of health data and publication

DISEASES-CONDITIONS TREATED AT IN-PATIENT SERVICES (RATE/10000 INHABITANTS) BY STATISTIC REGIONS IN REPUBLIC OF NORTH MACEDONIA IN 2019

STATISTICAL REGIONS	TOTAL	Rate/10000
REPUBLIC OF N.MACEDONIA	244568	1178,0
PELAGONIA REGION	27411	1233,0
VARDAR REGION	18303	1242,0
NORTHEASTERN REGION	17420	1026,0
SOUTHWESTERN REGION	42359	2001,0
SKOPJE REGION	72628	1214,0
SOUTHEASTERN REGION	16246	972,0
POLOG REGION	26739	866,0
EASTERN REGION	23462	1377,0

Source: Institute for Public Health of Republic of North Macedonia - Skopje
Department of health data and publication

**TUBERCULOSIS INCIDENCE PER 100.000
INHABITANTS IN REPUBLIC OF NORTH MACEDONIA IN 2019**

HEALTH REGIONS	Total new cases		
	Number	Mb%000	On respiratory organs
REPUBLIC OF N.MACEDONIA	199	9,6	161
Berovo	0	0,0	0
Bitola	5	5,0	5
M.Brod	0	0,0	0
Valandovo	0	0,0	0
Veles	4	6,1	3
Vinica	0	0,0	0
Gevgelija	5	14,7	5
Gostivar	27	22,4	23
Debar	1	3,6	0
Delchevo	0	0,0	0
D.Hisar	0	0,0	0
Kavadarci	0	0,0	0
Kichevo	8	14,1	8
Kochani	8	16,9	7
Kratovo	0	0,0	0
Kr.Palanka	1	4,3	0
Krushevo	0	0,0	0
Kumanovo	16	11,1	13
Negotino	0	0,0	0
Ohrid	8	14,5	6
Prilep	5	5,3	4
Probishtip	2	13,4	2
Radovish	0	0,0	0
Resen	0	0,0	0
Sv.Nikole	0	0,0	0
Skopje	79	12,6	63
Struga	0	0,0	0
Strumica	4	4,2	2
Tetovo	26	12,9	20
Shtip	0	0,0	0

Source: Institute for Public Health of Republic of North Macedonia - Skopje
Department of health data and publication

**TUBERCULOSIS PREVALENCE PER 100.000
INHABITANTS IN REPUBLIC OF NORTH MACEDONIA IN 2019**

HEALTH REGIONS	Registered, total	Mb %000
REPUBLIC OF N.MACEDONIA	215	10,6
Berovo	0	0,0
Bitola	7	6,9
M.Brod	0	0,0
Valandovo	0	0,0
Veles	5	10,6
Vinica	0	0,0
Gevgelija	6	26,3
Gostivar	29	25,0
Debar	2	14,3
Delchevo	0	0,0
D.Hisar	0	0,0
Kavadarci	0	0,0
Kichevo	9	21,1
Kochani	8	27,2
Kratovo	0	0,0
Kr.Palanka	1	16,9
Krushevo	0	0,0
Kumanovo	17	11,2
Negotino	0	0,0
Ohrid	10	9,0
Prilep	6	5,3
Probishtip	2	6,6
Radovish	0	0,0
Resen	0	0,0
Sv.Nikole	0	0,0
Skopje	81	14,1
Struga	0	0,0
Strumica	5	5,3
Tetovo	27	15,0
Shtip	0	3,8

Source: Institute for Public Health of Republic of North Macedonia - Skopje
Department of health data and publication

COMMUNICABLE DISEASES REPORTED (RATE PER 100.000 INHABITANTS) WITH PRIORITY SIGNIFICANCE IN REPUBLIC OF NORTH MACEDONIA IN 2019

Communicable diseases reported	Number	Mb. 1:100.000	%
Total	19586	943,1	100,0
Salmoneloses	228	11,0	1,3
Alimentarni toksiinfections	320	15,4	1,9
Enterocolitis	6735	324,3	39,0
Akuten hepatitis A	215	10,4	1,2
Akuten hepatitis B	91	4,4	0,5
Akuten hepatitis C	50	2,4	0,3
Neozn.hepatitis	71	3,4	0,4
Morbili	1819	87,6	10,5
Parotitis epidemica	29	1,4	0,2
Varicella	8625	415,3	50,0
Rubeola	0	0,0	0,0
Scarlatina	323	15,6	1,9
Brucelosis	15	0,7	0,1
Tetanus	0	0,0	0,0

1 dead from viral hepatitis B - Kicevo
1 dead from listerioza- Kavadarci
1 dead from morbili - Sveti Nikole
1 dead from pnevmokokni infekcii - Kocani
1 dead from viral hepatitis B -Kumanovo
1 dead from morbili- Kumanovo
1 dead from bakteriski meningit - Skopje
2 deads from viral hepatitis B - Skopje
1 dead from virusni encefalitisi - Skopje
1 dead from morbili - Skopje
1 dead from virusni encefalitisi - Strumica
2 deads from bakteriski meningitisi - Tetovo
1 dead from morbili - Tetovo
1 dead from pneumokokni infekcii - Tetovo
1 dead from pneumokokni infekcii - Stip

Source: Institute for Public Health of Republic of North Macedonia - Skopje
Department of health data and publication



MORTALITY

MORTALITY STRUCTURE BY CAUSE OF DEATH IN REPUBLIC OF NORTH MACEDONIA IN 2019

Health regions	Total		I00-I99		C00-D48		R00-R99		E00-E99		J00-J99		S00-T98		K00-K93		N00-N99		P00-P96		other	
	Num.	%	Num.	%	Num.	%	Num.	%	Num.	%	Num.	%	Num.	%	Num.	%	Num.	%	Num.	%	Num.	%
R.N.Macedonia	20446	10586	51,8	3800	18,6	2188	10,7	950	4,6	903	4,4	455	2,2	341	1,7	364	1,8	62	0,3	797	3,9	
Berovo	245	130	53,1	52	21,2	15	6,1	10	4,1	14	5,7	9	3,7	4	1,6	4	1,6	0	0,0	7	2,9	
Bitola	1310	486	37,1	221	16,9	444	33,9	39	3,0	21	1,6	22	1,7	21	1,6	17	1,3	3	0,2	36	2,7	
M.Brod	130	97	74,6	17	13,1	2	1,5	5	3,8	4	3,1	3	2,3	0	0,0	1	0,8	0	0,0	1	0,8	
Valandovo	139	97	69,8	19	13,7	2	1,4	7	5,0	6	4,3	1	0,7	1	0,7	1	0,7	0	0,0	5	3,6	
Veles	728	417	57,3	143	19,6	18	2,5	53	7,3	34	4,7	19	2,6	14	1,9	11	1,5	4	0,5	15	2,1	
Vinica	184	107	58,2	31	16,8	8	4,3	10	5,4	10	5,4	3	1,6	4	2,2	4	2,2	1	0,5	6	3,3	
Gevgelija	420	260	61,9	77	18,3	22	5,2	21	5,0	17	4,0	11	2,6	3	0,7	5	1,2	0	0,0	4	1,0	
Gostivar	858	512	59,7	134	15,6	31	3,6	44	5,1	58	6,8	30	3,5	12	1,4	11	1,3	3	0,3	23	2,7	
Debar	166	93	56,0	24	14,5	12	7,2	10	6,0	10	6,0	2	1,2	2	1,2	5	3,0	3	1,8	5	3,0	
Delchevo	255	162	63,5	49	19,2	7	2,7	9	3,5	8	3,1	6	2,4	1	0,4	6	2,4	0	0,0	7	2,7	
Demir Hisar	114	75	65,8	14	12,3	10	8,8	5	4,4	1	0,9	1	0,9	1	0,9	3	2,6	0	0,0	4	3,5	
Kavadarci	465	253	54,4	89	19,1	44	9,5	21	4,5	18	3,9	7	1,5	5	1,1	7	1,5	1	0,2	20	4,3	
Kichevo	516	285	55,2	83	16,1	25	4,8	25	4,8	48	9,3	14	2,7	11	2,1	12	2,3	0	0,0	13	2,5	
Kochani	558	318	57,0	95	17,0	31	5,6	38	6,8	16	2,9	17	3,0	14	2,5	17	3,0	0	0,0	12	2,2	
Kpatobo	145	79	54,5	19	13,1	9	6,2	7	4,8	10	6,9	4	2,8	2	1,4	0	0,0	0	0,0	15	10,3	
Kriva Palanka	245	146	59,6	35	14,3	3	1,2	16	6,5	21	8,6	8	3,3	6	2,4	5	2,0	0	0,0	5	2,0	
Krushevo	110	60	54,5	29	26,4	7	6,4	1	0,9	9	8,2	0	0,0	2	1,8	0	0,0	0	0,0	2	1,8	
Kumanovo	1276	686	53,8	258	20,2	84	6,6	64	5,0	64	5,0	28	2,2	19	1,5	21	1,6	3	0,2	49	3,8	
Negotino	281	177	63,0	37	13,2	33	11,7	8	2,8	10	3,6	7	2,5	6	2,1	2	0,7	1	0,4	0	0,0	
Ohrid	730	500	68,5	89	12,2	31	4,2	37	5,1	29	4,0	10	1,4	13	1,8	15	2,1	1	0,1	5	0,7	
Prilep	1160	463	39,9	203	17,5	341	29,4	41	3,5	29	2,5	21	1,8	14	1,2	18	1,6	3	0,3	27	2,3	
Probishtip	170	97	57,1	32	18,8	14	8,2	3	1,8	10	5,9	2	1,2	5	2,9	1	0,6	0	0,0	6	3,5	
Radovish	298	179	60,1	56	18,8	9	3,0	22	7,4	14	4,7	4	1,3	3	1,0	3	1,0	2	0,7	6	2,0	
Resen	217	128	59,0	34	15,7	24	11,1	7	3,2	10	4,6	1	0,5	2	0,9	5	2,3	0	0,0	6	2,8	
Sveti Nikole	260	119	45,8	50	19,2	28	10,8	16	6,2	15	5,8	11	4,2	6	2,3	4	1,5	2	0,8	9	3,5	
Skopje	6115	2769	45,3	1378	22,5	530	8,7	313	5,1	270	4,4	162	2,6	129	2,1	120	2,0	18	0,3	426	7,0	
Struga	462	268	58,0	82	17,7	33	7,1	17	3,7	20	4,3	9	1,9	7	1,5	12	2,6	3	0,6	11	2,4	
Strumica	901	623	69,1	124	13,8	34	3,8	23	2,6	31	3,4	20	2,2	9	1,0	11	1,2	5	0,6	21	2,3	
Tetovo	1420	828	58,3	235	16,5	127	8,9	55	3,9	67	4,7	15	1,1	19	1,3	26	1,8	8	0,6	40	2,8	
Shtip	568	172	30,3	91	16,0	210	37,0	23	4,0	29	5,1	8	1,4	6	1,1	17	3,0	1	0,2	11	1,9	

Source: State Statistical Office
 Processed: Institute for Public Health of Republic of North Macedonia - Skopje
 Department of health data and publication

MORTALITY RATE PER 100.000 INHABITANTS BY CAUSE OF DEATH IN REPUBLIC OF NORTH MACEDONIA IN 2019

Health regions	TOTAL		I00-I99		C00-D48		R00-R99		E00-E99		J00-J99		S00-T98		K00-K93		N00-N99		P00-P96		Other	
	Num.	Mt. 100000	Num.	Mt. 100000	Num.	Mt. 100000	Num.	Mt. 100000	Num.	Mt. 100000	Num.	Mt. 100000	Num.	Mt. 100000	Num.	Mt. 100000	Num.	Mt. 100000	Num.	Mt. 100000	Num.	Mt. 100000
R.N.Macedonia	20446	984,5	10586	509,8	3800	183,0	2188	105,4	950	45,7	903	43,5	455	21,9	341	16,4	364	17,5	62	3,0	797	38,4
Berovo	245	1414,4	130	750,5	52	300,2	15	86,6	10	57,7	14	80,8	9	52,0	4	23,1	4	23,1	0	0,0	7	40,4
Bitola	1310	1308,4	486	485,4	221	220,7	444	443,5	39	39,0	21	21,0	22	22,0	21	21,0	17	17,0	3	3,0	36	36,0
M.Brod	130	1183,3	97	882,9	17	154,7	2	18,2	5	45,5	4	36,4	3	27,3	0	0,0	1	9,1	0	0,0	1	9,1
Valandovo	139	1193,4	97	832,8	19	163,1	2	17,2	7	60,1	6	51,5	1	8,6	1	8,6	1	8,6	0	0,0	5	42,9
Veles	728	1105,7	417	633,3	143	217,2	18	27,3	53	80,5	34	51,6	19	28,9	14	21,3	11	16,7	4	6,1	15	22,8
Vinica	184	955,7	107	555,8	31	161,0	8	41,6	10	51,9	10	51,9	3	15,6	4	20,8	4	20,8	1	5,2	6	31,2
Gevgelija	420	1237,8	260	766,3	77	226,9	22	64,8	21	61,9	17	50,1	11	32,4	3	8,8	5	14,7	0	0,0	4	11,8
Gostivar	858	713,0	512	425,5	134	111,3	31	25,8	44	36,6	58	48,2	30	24,9	12	10,0	11	9,1	3	2,5	23	19,1
Debar	166	589,5	93	330,3	24	85,2	12	42,6	10	35,5	10	35,5	2	7,1	2	7,1	5	17,8	3	10,7	5	17,8
Delchevo	255	1099,8	162	698,7	49	211,3	7	30,2	9	38,8	8	34,5	6	25,9	1	4,3	6	25,9	0	0,0	7	30,2
Demir Hisar	114	1441,0	75	948,0	14	177,0	10	126,4	5	63,2	1	12,6	1	12,6	1	12,6	3	37,9	0	0,0	4	50,6
Kavadarci	465	1087,5	253	591,7	89	208,1	44	102,9	21	49,1	18	42,1	7	16,4	5	11,7	7	16,4	1	2,3	20	46,8
Kichevo	516	911,3	285	503,3	83	146,6	25	44,2	25	44,2	48	84,8	14	24,7	11	19,4	12	21,2	0	0,0	13	23,0
Kochani	558	1184,3	318	674,9	95	201,6	31	65,8	38	80,7	16	34,0	17	36,1	14	29,7	17	36,1	0	0,0	12	25,5
Kratovo	145	1601,0	79	872,3	19	209,8	9	99,4	7	77,3	10	110,4	4	44,2	2	22,1	0	0,0	0	0,0	15	165,6
Kriva Palanka	245	1051,6	146	626,7	35	150,2	3	12,9	16	68,7	21	90,1	8	34,3	6	25,8	5	21,5	0	0,0	5	21,5
Krushevo	110	1185,9	60	646,8	29	312,6	7	75,5	1	10,8	9	97,0	0	0,0	2	21,6	0	0,0	0	0,0	2	21,6
Kumanovo	1276	887,8	686	477,3	258	179,5	84	58,4	64	44,5	64	44,5	28	19,5	19	13,2	21	14,6	3	2,1	49	34,1
Negotino	281	1212,1	177	763,5	37	159,6	33	142,3	8	34,5	10	43,1	7	30,2	6	25,9	2	8,6	1	4,3	0	0,0
Ohrid	730	1323,9	500	906,8	89	161,4	31	56,2	37	67,1	29	52,6	10	18,1	13	23,6	15	27,2	1	1,8	5	9,1
Prilep	1160	1235,5	463	493,1	203	216,2	341	363,2	41	43,7	29	30,9	21	22,4	14	14,9	18	19,2	3	3,2	27	28,8
Probishtip	170	1146,9	97	654,4	32	215,9	14	94,5	3	20,2	10	67,5	2	13,5	5	33,7	1	6,7	0	0,0	6	40,5
Radovish	298	912,5	179	548,1	56	171,5	9	27,6	22	67,4	14	42,9	4	12,2	3	9,2	3	9,2	2	6,1	6	18,4
Resen	217	1341,3	128	791,2	34	210,2	24	148,3	7	43,3	10	61,8	1	6,2	2	12,4	5	30,9	0	0,0	6	37,1
Sveti Nikole	260	1301,9	119	595,9	50	250,4	28	140,2	16	80,1	15	75,1	11	55,1	6	30,0	4	20,0	2	10,0	9	45,1
Skopje	6115	967,5	2769	438,1	1378	218,0	530	83,9	313	49,5	270	42,7	162	25,6	129	20,4	120	19,0	18	2,8	426	67,4
Struga	462	674,7	268	391,4	82	119,8	33	48,2	17	24,8	20	29,2	9	13,1	7	10,2	12	17,5	3	4,4	11	16,1
Strumica	901	950,0	623	656,9	124	130,7	34	35,8	23	24,3	31	32,7	20	21,1	9	9,5	11	11,6	5	5,3	21	22,1
Tetovo	1420	702,1	828	409,4	235	116,2	127	62,8	55	27,2	67	33,1	15	7,4	19	9,4	26	12,9	8	4,0	40	19,8
Stip	568	1079,0	172	326,7	91	172,9	210	398,9	23	43,7	29	55,1	8	15,2	6	11,4	17	32,3	1	1,9	11	20,9

Source: State Statistical Office

Processed: Institute for Public Health of Republic of North Macedonia - Skopje
Department of health data and publication

**INFANT MORTALITY BY CAUSE OF DEATH AND AGE
IN REPUBLIC OF NORTH MACEDONIA IN 2019**

CAUSES OF DEATH (BY ICD-10)	Total	Infant mortality		
		by age		from 28 days to 11 months
		0 - 6 days	7 - 27 days	
ВКУПНО	112	57	19	36
Infectious and parasitic diseases (A00 - B99)	6			6
Neoplasms (C00 - D48)	0			
Diseases of the blood and blood-forming organs (D50-D89)	0			
Endocrine, nutritional and metabolic diseases and immunity disorders (E00 - E88)	1			1
Diseases of the nervous system and sensory organs (G00-G98)	0			
Diseases of the circulatory system (I00-I99)	0			
Diseases of the respiratory system (J00 - J98)	5			5
Diseases of the digestive system, oral cavity, salivary glands and jaws (K00-K92)	1			1
Diseases of the genitourinary system (N00-N98)	0			
Certain conditions originating in the perinatal period (P00 - P96)	62	47	14	1
Congenital malformations (Q00 - Q99)	23	7	3	13
Symptom, signs and unspecified conditions (R00 - R99)	14	3	2	9
External causes of mortality (V01 - Y89)	0			

Source: State Statistical Office

Processed: Institute for Public Health of Republic of North Macedonia - Skopje
Department of health data and publication

